ISO 9001 인증기업
ISO 14001 인증기업
벤처인증기업
소재·부품·장비 전문기업

CASTERS
(WHEEL MASTER&WHEELS)
LEVEL FOOT ACCESSORIES
(PROFILE)

www.wooilcaster.co.kr

05
2025

우일산업(주)
WOO-IL INDUSTRY CO.,LTD.

PROFILE ACCESSORIES



Bolt / Nut

렌치볼트
Wrench Bolt

Technical Data

재질 (Material)	Steel (SCM435) or SUS
표면처리 (Surface Processing)	니켈도금(N) 무전해니켈 by order
용도 (Application)	Profile 조립 및 Bracket 조립시 사용

둥근머리렌치 볼트 (Hex socket button head cap bolt)

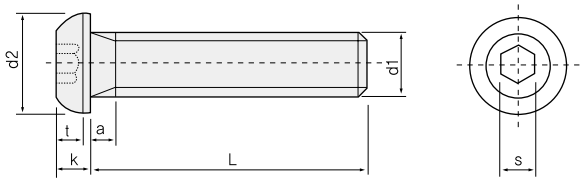

＊적용 사이즈 (Size)

M4	표준형	4x6, 4x8, 4x10, 4x12
M5	표준형	5x6, 5x8, 5x10, 5x12, 5x15, 5x20, 5x25
	머리사이즈 小	5x8, 5x10, 5x12 (d2 : 7.3)
M6	표준형	6x10, 6x12, 6x15, 6x20, 6x25
	머리사이즈 小	6 x15 (d2 : 9.1)
M8	표준형	8x10, 8x13, 8x15, 8x20, 8x25, 8x30

d1	M3	M4	M5	M6	M8	M10	M12
d2	5.5	7.5	9.5	10	13	18	21
k	1.65	1.65	2.75	3.3	4.4	5.5	6.6
s	2	2.5	3	4	5	6	6
t	1.04	1.04	1.56	2.08	2.60	3.12	4.16

사라렌치 볼트 (Hex socket flat head cap bolt)



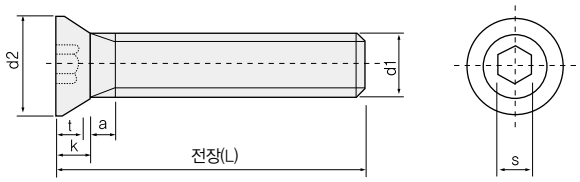

＊T표준 적용 사이즈 (Standard Size)

M4	4x6, 4x8, 4x10, 4x12, 4x15 (전장)
M5	5x8, 5x10, 5x12, 5x15, 5X20 (전장)
M6	6x8, 6x10, 6x12, 6x15, 6x20, 6x25 (전장)
M8	8x10, 8x12, 8x15, 8x20 (전장)

d1	M3	M4	M5	M6	M8	M10	M12
d2	5.5	7.5	9.5	10.5	14	18	21
k	1.65	1.65	2.75	3.3	4.4	5.5	6.6
s	2	2.5	3	4	5	6	6
t	1.04	1.04	1.56	2.08	2.60	3.12	4.16

육각렌치 볼트 (Hex socket head cap bolt)

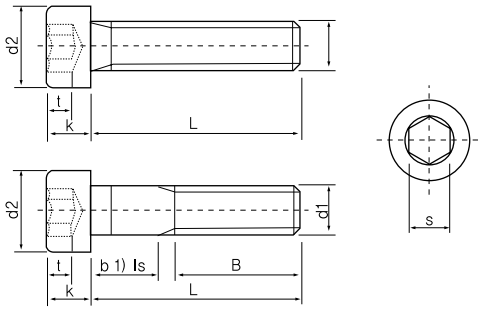

※전나사적용: M6x35, 6x40
M8x40, 8x45

d1	M3	M4	M5	M6	M8	M10	M12	M16
d2	5.5	7	8.5	10	13	16	18	24
b	18	20	22	24	28	32	36	44
k	3	4	5	6	8	10	12	16
s	2.5	3	4	5	5	8	10	14
t	1.3	2	2.5	3	4	5	6	8

렌치볼트
Wrench Bolt

Technical Data

재질 (Material)	Steel (SCM435), or SUS
표면처리 (Surface Processing)	니켈도금(N)
용도 (Application)	Profile 조립 및 Bracket 조립시 사용

무두렌치 볼트 (Socket set screws)



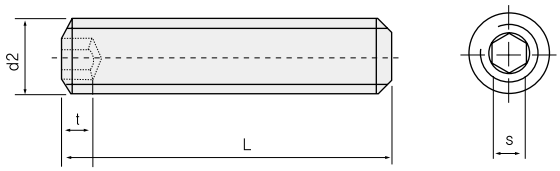

d1	M3	M4	M5	M6	M8	M10	M12	M16
s	1.5	2	2.5	3	4	5	6	8
t	1.2~2	1.5~3	2~3	2~3.5	3~5	4~6	4.8~8	6.4~10

※ 렌치볼트 공통 규격

Model	Dia	Length	Dia	Length	Dia	Length	Dia	Length	Dia	Length
둥근머리렌치 볼트 사라렌치 볼트 육각렌치 볼트 무두렌치 볼트	M3	5		6	M6	50	M8	90	M12	50
		6		8		55		100		55
		8	M5	10		60	M10	16		60
		10		12		65		20		65
		12		15		70		25		70
		15		16		80		30		80
		16		20		90		35		90
		20		25		100		40		100
		25		30	M8	10		45	M16	25
		30		35		12		50		30
	M4	5		40		15		55		35
		6		45		16		60		40
		8		50		20		65		45
		10	M6	8		25		70		45
		12		10		30		80		50
		15		12		35		90		55
		16		15		40		100		60
		20		16		45	M12	16		65
		25		20		50		20		70
		30		25		55		25		80
		35		30		60		30		90
		40		35		65		35		100
		45		40		70		40		
		50		45		80		45		

Bolt / Nut

Sems Bolt

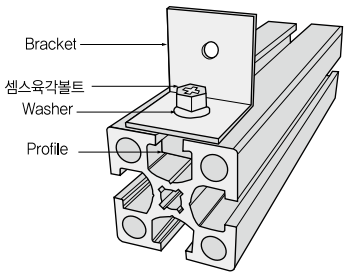

셈스육각볼트

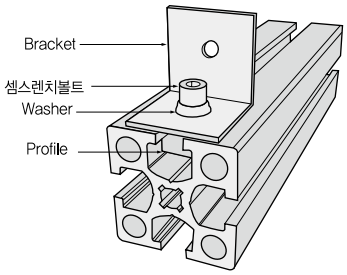

셈스렌치볼트

Technical Data

셈스육각볼트 : M6, M8 (대변 12MM)	
재질 (Material)	Steel (SCM-20C)
표면처리 (Surface Processing)	니켈도금(N)
사이즈 (Size)	M6x16, M6x20, M8x15, M8x20
용도 (Application)	볼트, 와샤, 스프링 와샤 일체형

*장비조립시 와사를 따로 끼워쓰는 번거로움 없이 작업 가능

Technical Data

셈스렌치볼트 : M6, M8	
재질 (Material)	Steel (SCM435)
표면처리 (Surface Processing)	니켈도금(N)
사이즈 (Size)	M5x10, M5x12, M5x15 M6x12, M6x16, M6x18, M6x20, M6x25 M8x15, M8x18, M8x20, M8x25, M8x30
용도 (Application)	볼트, 와샤, 스프링 와샤 일체형

둥근머리 샘스렌치볼트 (Button head cap sems wrench bolt)

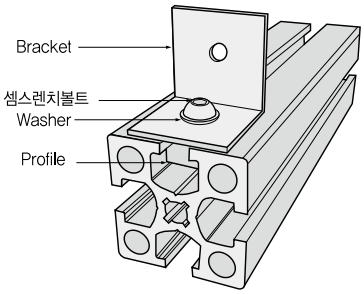

Technical Data

둥근머리 셈스렌치볼트 : M6, M8	
재질 (Material)	Steel(SCM435)
표면처리 (Surface Processing)	니켈도금(N)
사이즈 (Size)	M6x15, M6x20, M8x15, M8x20
용도 (Application)	볼트, 와샤, 스프링 와샤 일체형

Bolt / Nut

T-Bolt / Flange Nut (Steel&Sus)

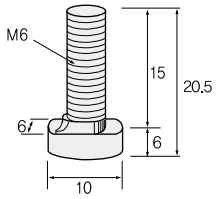

TB306(대영, 미래, 경희, 남선)
TB306S(대영, 미래, 경희, 남선)

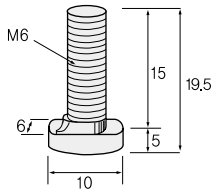

TB306(경남)
TB306S(경남)

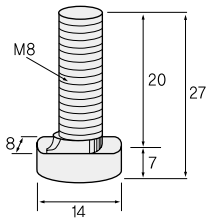

TB408
TB408S

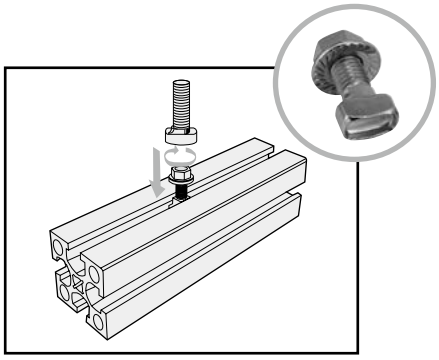

*조립시 볼트가 너무 튀어나오는 것을 미려하게 조립

Technical Data

TB : 306, 408 TB : 306S, 408S (SUS)	
재질 (Material)	STEEL(SWCH18A) 열처리제품 SUS304
표면처리 (Surface Processing)	니켈도금(N), 무전해니켈 by order Natural(SUS)
사이즈 (Size)	M6x15, M6x20, M6x25 M8x16, M8x20, M8x25, M8x30
용도 (Application)	Bracket 조립시 너트로 조정없이 체결

*M8x35이상 80이하 제품은 주문 생산 가능

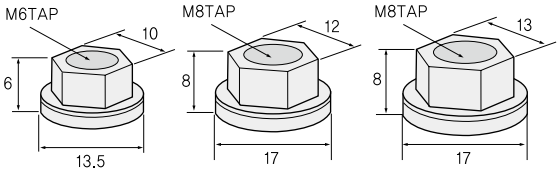

FN306(표준) FN408(표준) FN408L

Technical Data

FN : 306, 408, 408L	
재질 (Material)	STEEL(SCM435) SUS304
표면처리 (Surface Processing)	니켈도금(N), 무전해니켈 by order Natural(SUS)
사이즈 (Size)	M6x10 M8x12, M8x13
용도 (Application)	T-Bolt 체결용 Nut

Cap Nut (Steel&Sus)

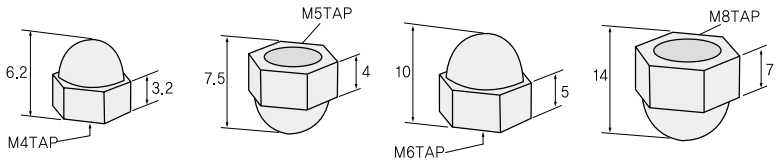

CN04 CN05 CN06 CN08

Technical Data

CN : 04, 05, 06, 08	
재질 (Material)	Steel (SCM435)
표면처리 (Surface Processing)	니켈도금(N)
용도 (Application)	Bolt 체결용 Nut

Technical Data

CN(SUS) : 04, 05, 06, 08	
재질 (Material)	SUS (SUS304)
표면처리 (Surface Processing)	Natural(SUS)
용도 (Application)	Bolt 체결용 Nut

Bolt / Nut

Spring Nut (Steel&Sus)

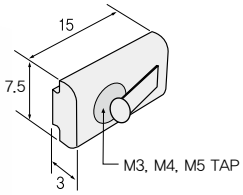

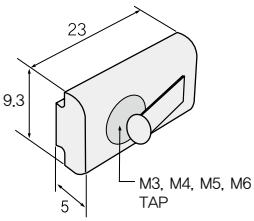

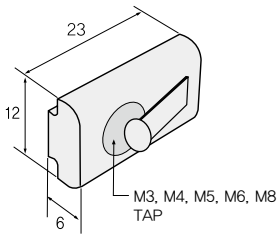

- SP203, SP204, SP205
- SP203S, SP204S, SP205S

- SP303, SP304, SP305, SP306
- SP303S, SP304S, SP305S SP306S

- SP403, SP404, SP405, SP406 SP408
- SP403S, SP404S, SP405S, SP406S, SP408S

Technical Data (Steel)

SP : 203, 204, 205 SP : 303, 304, 305, 306 SP : 403, 404, 405, 406, 408	
재질 (Material)	Steel (SWRM8K)
표면처리(Surface Processing)	니켈도금(N), 무전해니켈 by order
용도 (Application)	Frame 홈에 삽입후, 스프링의 텐션으로 인하여 원하는 위치에 고정할 수 있음. 수직방향 조립시 Nut의 흘러내림 방지용

Technical Data (Sus)

SP : 203S, 204S, 205S, SP : 303S, 304S, 305S, 306S SP : 403S, 404S, 405S, 406S, 408S	
재질 (Material)	SUS304
표면처리(Surface Processing)	Barrel (광바렐)
용도 (Application)	Frame 홈에 삽입후, 스프링의 텐션으로 인하여 원하는 위치에 고정할 수 있음. 수직방향 조립시 Nut의 흘러내림 방지용

Insert Nut (Steel&Sus)

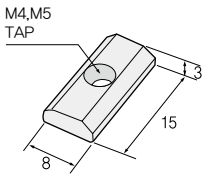

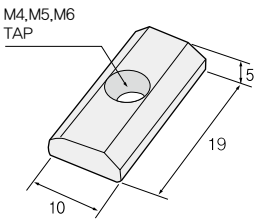

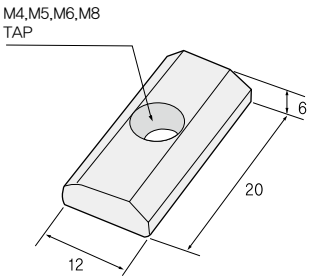

- IN204, IN205

- IN304, IN305, IN306
- IN304S, IN305S, IN306S

- IN404, IN405, IN406, IN408
- IN404S, IN405S, IN406S IN408S

Technical Data (Steel)

IN : 204, 205 IN : 304, 305, 306 IN : 404, 405, 406, 408	
재질 (Material)	Steel (SWRM8K)
표면처리(Surface Processing)	니켈도금(N), 무전해니켈 by order
용도 (Application)	프로파일 조립시 T홈 부위에 삽입하여 체결

Technical Data (Sus)

*by order

IN : 304S, 305S, 306S IN : 404S, 405S, 406S, 408S	
재질 (Material)	SUS304
표면처리(Surface Processing)	Barrel (광바렐)
용도 (Application)	프로파일 조립시 T홈 부위에 삽입하여 체결

Bolt / Nut

고정너트 (2-Tap) (Steel&Sus)

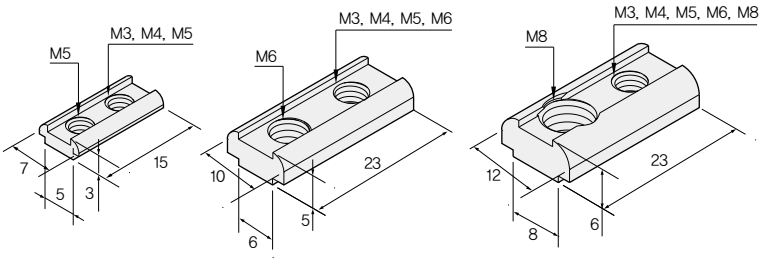

Technical Data (Steel)

INT : 203xM5, 204xM5, 205xM5 INT : 303xM6, 304xM6, 305xM6, 306xM6 INT : 403xM8, 404xM8, 405xM8, 406xM8, 408xM8	
재질 (Material)	Steel (SWRM8K)
표면처리(Surface Processing)	니켈도금(N)
용도 (Application)	프로파일 조립시 T홈 부위에 삽입하여 체결

Technical Data (Sus)

*by order

INT : 303SxM6, 304SxM6, 305SxM6, 306SxM6 INT : 403SxM8, 404SxM8, 405SxM8, 406SxM8, 408SxM8	
재질 (Material)	SUS304
표면처리(Surface Processing)	Barrel (광바렐)
용도 (Application)	프로파일 조립시 T홈 부위에 삽입하여 체결

Sponge Nut

표준형

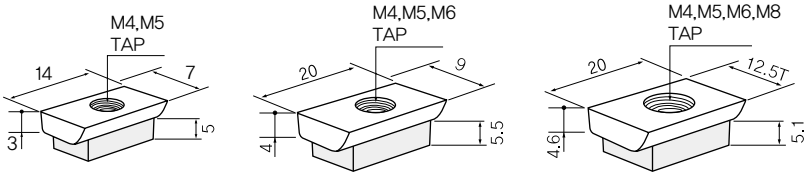

- SPG204, SPG205
- SPG304, SPG305, SPG306
- SPG404
- SPG405, SPG406, SPG408

Insert Nut형

Technical Data

SPG : 204, 205 SPG : 304, 305, 306 SPG : 404, 405, 406, 408	
재질 (Material)	Steel (SH 20C)
표면처리(Surface Processing)	니켈도금(N)
용도 (Application)	Frame 홈에 삽입후, 스펀지의 텐션으로 인하여 원하는 위치에 고정할 수 있음. 수직방향 조립시 Nut의 흘러내림 방지용

Bolt / Nut

정사각 너트 (Square Nut)

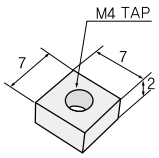

SQ204

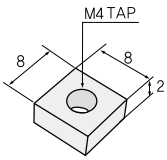

SQ204

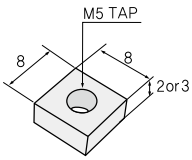

SQ205

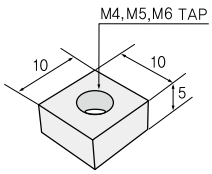

SQ304, SQ305, SQ306

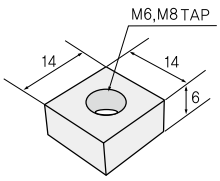

SQ406, SQ408

Technical Data

SQ : 204, 205 SQ : 304, 305, 306 SQ : 406, 408	
재질 (Material)	Steel (SH 20C)
표면처리(Surface Processing)	니켈도금(N)
용도 (Application)	판넬 부착용 연결부품

직사각 너트 (Rectangle Nut)

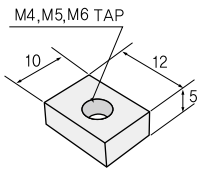

SR304, SR305, SR306

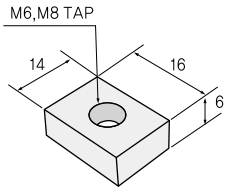

SR406, SR408

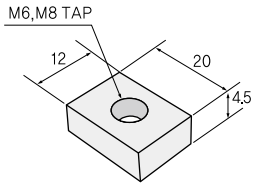

SR406B, SR408B

Technical Data

SR : 304, 305, 306 SR : 406, 408 SR : 406B, 408B	
재질 (Material)	Steel (SH 20C)
표면처리(Surface Processing)	니켈도금(N)
용도 (Application)	프로파일 조립시 T홈 부위에 삽입하여 볼트체결에 사용

Ball Nut

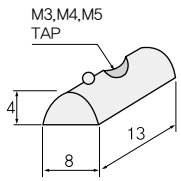

BN203, BN204, BN205

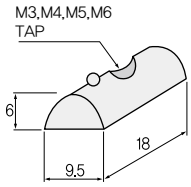

BN303, BN304, BN305, BN306

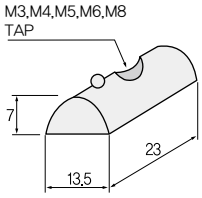

• BN403, BN404, BN405, BN406, BN408

Technical Data (Steel)

BN : 203, 204, 205 BN : 303, 304, 305, 306 BN : 403, 404, 405, 406, 408	
재질 (Material)	Steel (SWRM8K)
표면처리(Surface Processing)	니켈도금(N)
용도 (Application)	Frame 홈에 삽입하여 체결용으로 사용. 볼에 텐션이 작용하여 원하는 위치에 고정

Bolt / Nut

T-Nut 20 (기본형) (Zn Casting or Steel)

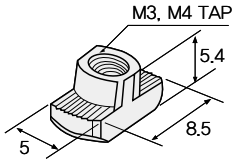

TN203D, TN204D
(대영, 미래, 경희)

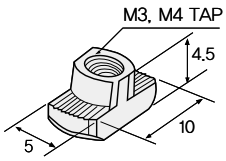

TN203, TN204
(경남, 남선)

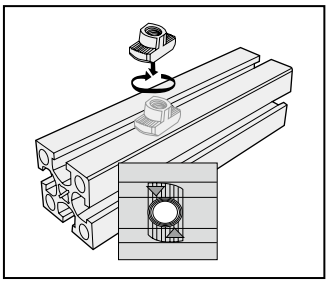

T-Nut 30, 40 (기본형)

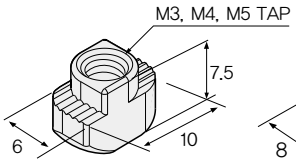

TN303, TN304, TN305

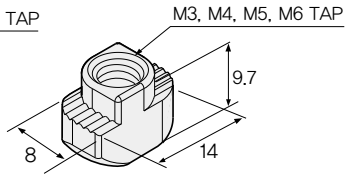

TN403, TN404, TN405, TN406

T-Nut 30, 40 (B-TYPE)

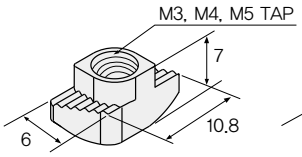

TN303B, TN304B, TN305B

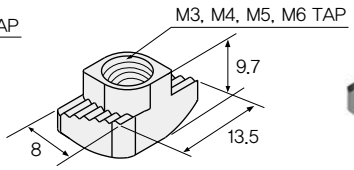

TN403B, TN404B, TN405B, TN406B

*** B-TYPE 특징**
마름모꼴 형태로 되어 있어 프로파일 조립에 용이함

T-Nut (STEEL)

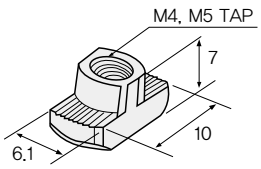

TN304S, TN305S

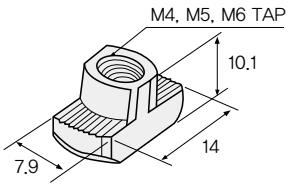

TN404S, TN405S, TN406S

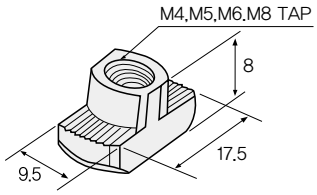

TN504S, TN505S, TN506S, TN508S

Technical Data

TN : 203, 204 (Zn) **TN : 303, 304, 305 (Zn or Steel)** **TN : 403, 404, 405, 406 (Zn or Steel)** **TN : 504, 505, 506, 508 (Steel)**	
재질 (Material)	Zn Casting or Steel(SWCH10A)
표면처리(Surface Processing)	니켈도금(N)
용도 (Application)	볼트에 끼운 후 Frame 홈에 넣어서 직접 체결 할 수있음

Bolt / Nut

Steel Inner Bracket

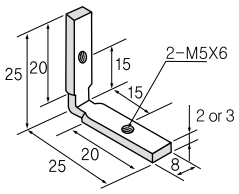

INB20-2t (표준형)
INB20-3t (대영, 미래)

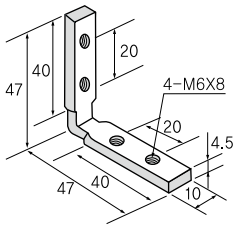

INB30

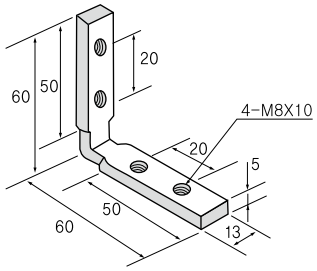

INB40

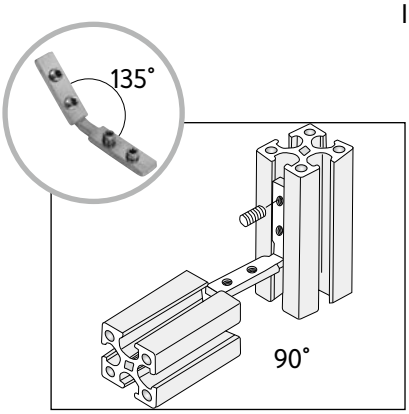

Technical Data

INB : 20, 30, 40 / INB : 30, 40 –135°	
재질 (Material)	Steel (SPHC)
표면처리(Surface Processing)	니켈도금(N)
용도 (Application)	탭이나 홀 가공없이 Frame 홈을 이용하여 연결하는 체결방식

※ 무두렌치 볼트 조립해서 출고

Long Nut (Standard Type)

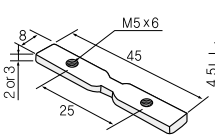

INL20-2t (표준형)
INL20-3t (대영, 미래)

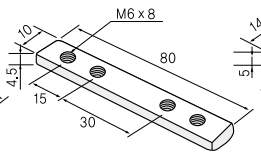

INL30

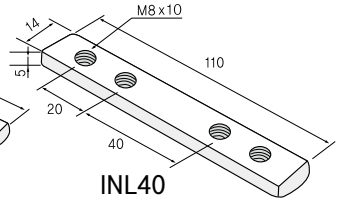

INL40

Technical Data

INL : 20, 30, 40	
재질 (Material)	Steel (SPHC)
표면처리(Surface Processing)	니켈도금(N)
용도 (Application)	탭이나 홀 가공없이 Frame 홈을 이용하여 연결하는 체결방식

※ 무두렌치 볼트 조립해서 출고

Bolt / Nut

Insert Nut (주문형)

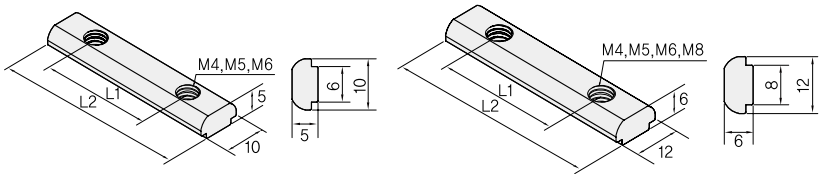

INO30 INO40

※Nut의 길이 및 TAP위치는 주문에 의해서 변경가능

Technical Data

INO30 : M4, M5, M6 INO40 : M4, M5, M6, M8	
재질 (Material)	Steel (SWRM8K)
표면처리(Surface Processing)	니켈도금(N)
용도 (Application)	프로파일 조립시 T홈 부위에 삽입하여 체결

Spring Nut (주문형)

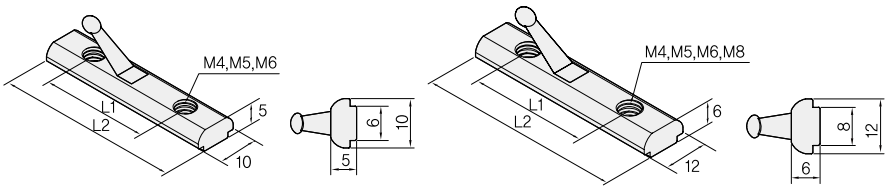

SPO30 SPO40

※Nut의 길이 및 TAP위치는 주문에 의해서 변경가능

Technical Data

SPO30 : M4, M5, M6 SPO40 : M4, M5, M6, M8	
재질 (Material)	Steel (SWRM8K)
표면처리(Surface Processing)	니켈도금(N)
용도 (Application)	Frame 홈에 삽입후, 스프링의 텐션으로 인하여 원하는 위치에 고정할 수 있음. 수직방향 조립시 Nut의 흘러내림 방지용



Multi Block / Joint

Multi Block

Multi Block (일체형)



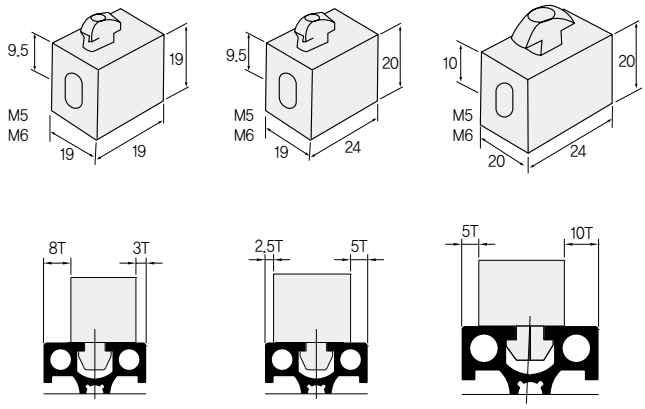

MB30(A) MB30(B) MB40

Technical Data

MB30 ＊너트 조립시 MB305, MB306 **MB40 ＊너트 조립시 MB405, MB406**	
재질 (Material)	Plastic
색 (Color)	Black(B), White(W), Gray(G)
용도 (Application)	판넬, 아크릴 부착용 연결부품 (30용-6mm 홈용, 40용-8mm홈용)

Multi Block (분리형)

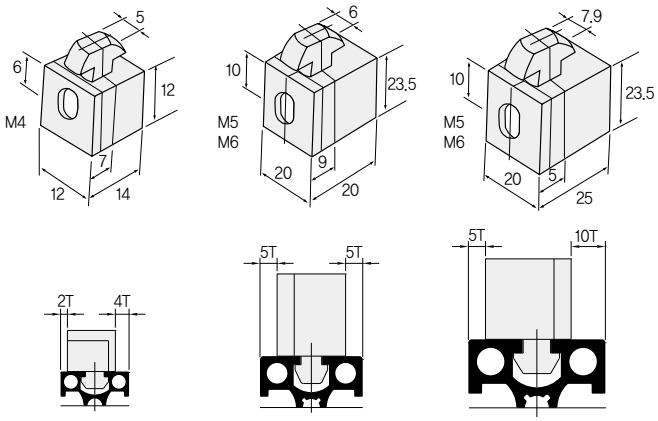

MB20 MB30 MB40

Technical Data

MB20 ＊너트 조립시 MB204 **MB30 ＊너트 조립시 MB305, MB306** **MB40 ＊너트 조립시 MB405, MB406**	
재질 (Material)	Plastic
색 (Color)	Black(B), White(W), Gray(G)
용도 (Application)	판넬, 아크릴 부착용 연결부품 (20용-5mm홈, 30용-6mm홈, 40용-8mm홈)

Mount (마운트)

＊ 프로파일 전용 마운트

- 배선정리 및 공압호스 고정용 프로파일 마운트
- 신속한 전기 배선 또는 공압호스의 정렬 작업이 가능
- 알루미늄 프로파일 슬롯내에 직접 일체형으로 설치함으로써, 생산성 개선이 가능
- Material : PC(Polycarbonate)
- Color : Black, Gray, White

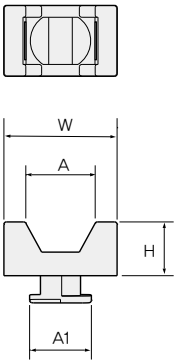

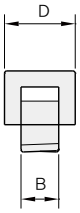



	W	H	D	A	A1	B	Color	비고
WMTL-30	24	11.5	15	14	10.5	6	Black, Gray	30용
WMTL-40					14	8		40용
WMTS-30	15	7	10	8.5	9	6	Black, Gray	30용
WMTS-40					13	8		40용
WEMT-30	14.5	5	9	6	10.8	5.5	White	30용
WEMT-40					12.6			40용

Joint Clip

Joint Clip (일체형)

Technical Data

JC306 일체형, JCE306 일체형	
구성(Components)	Clip 1ea / Wrench Bolt (M6*15) 1ea
JC408 일체형, JCE408 일체형	
구성(Components)	Clip 1ea / Wrench Bolt (M8*20) 1ea
JC508 일체형	
구성(Components)	Clip 1ea / Wrench Bolt (M8*25) 1ea

＊일체형 : 규격과 사이즈는 동일하지만 조인트크립과 볼트를 일체형으로 조립된 상태로 출고됩니다. 볼트가 이탈하는 경우가 없고 작업시간이 단축됨 (주문시 표준형과 일체형으로 구분, 규격은 표준형 참조)

Joint Clip (표준형)

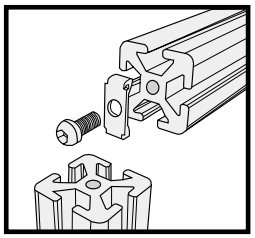

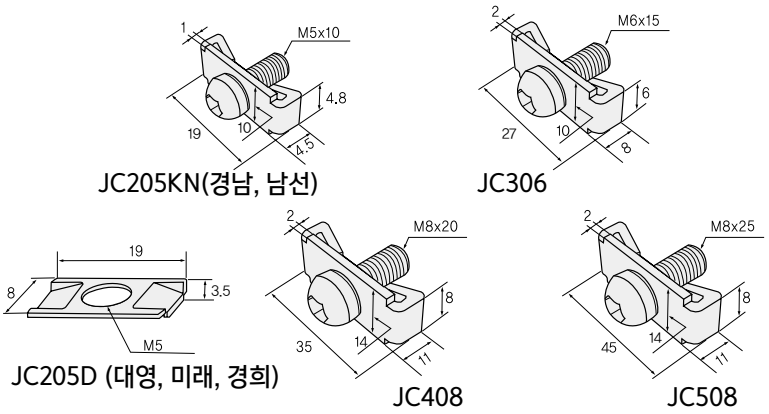

Technical Data

JC : 205, 306, 408, 508	
재질 (Material)	Steel (SPHC)
표면처리(Surface Processing)	니켈도금(N)
용도 (Application)	20용, 30용, 40용 Frame 직각 조립용 부품

Joint Clip

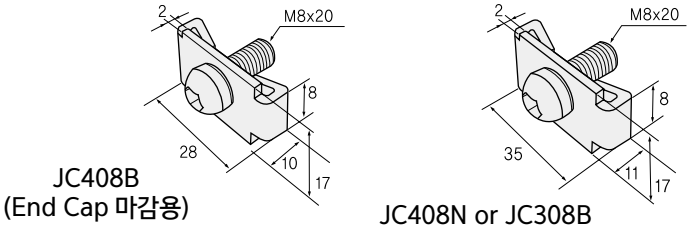

Technical Data

JC408B JC408N or JC308B	
재질 (Material)	Steel (SPHC)
표면처리(Surface Processing)	니켈도금(N)
용도 (Application)	30용, 40용 Frame 직각 조립용 부품

Joint Clip

Double Joint Clip

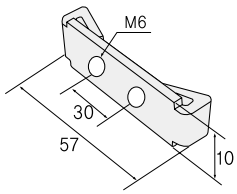

JC606

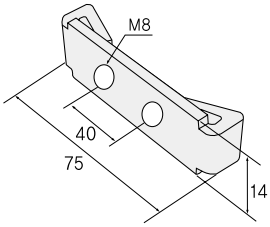

JC808

Technical Data

JC606	
재질 (Material)	Steel (SPHC)
표면처리(Surface Processing)	니켈도금(N)
용도 (Application)	30용 Frame 직각 조립용 부품

Technical Data

JC808	
재질 (Material)	Steel (SPHC)
표면처리(Surface Processing)	니켈도금(N)
용도 (Application)	40용 Frame 직각 조립용 부품

End Joint Clip (반쪽 Clip)

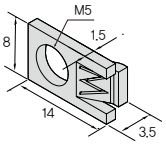

JCE205D(대영,미래)

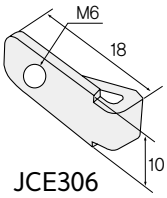

JCE306

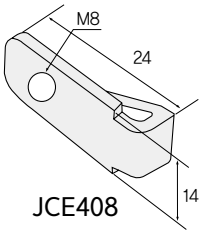

JCE408

Technical Data

JCE205D	
재질 (Material)	Steel (SPHC)
표면처리(Surface Processing)	니켈도금(N)
용도 (Application)	20용 Frame 직각 조립용 부품 (2020 앤드캡 마감용)

Technical Data

JCE306, JCE408	
재질 (Material)	Steel (SPHC)
표면처리(Surface Processing)	니켈도금(N)
용도 (Application)	30용, 40용Frame 직각 조립용 부품 (3030, 4040 앤드캡 마감용)

Connect Joint Clip (롱-한쪽컷팅)

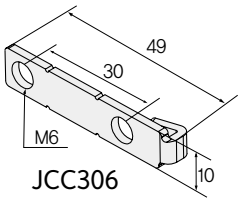

JCC306

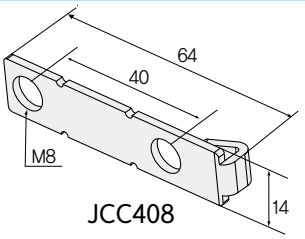

JCC408

Technical Data

JCC306	
재질 (Material)	Steel (SPHC)
표면처리(Surface Processing)	니켈도금(N)
용도 (Application)	30용 Frame 직각 조립용 부품 (3060, 6060 앤드캡 마감용)

Technical Data

JCC408	
재질 (Material)	Steel (SPHC)
표면처리(Surface Processing)	니켈도금(N)
용도 (Application)	40용 Frame 직각 조립용 부품 (4080, 8080 앤드캡 마감용)

멀티 조인트

＊ 멀티 조인트의 특징

1.일체형 조인트 클립 대용으로 사용할 수 있습니다.
- 홀 가공이 필요없습니다.
- 반대측도 조립이 가능합니다.

2. UJ 대용으로 사용 할 수 있습니다.
- UJ Drill 가공이 필요없습니다.
- 조립할 부품수가 적어져 공정이 간소화됩니다.

3. 렌치 하나만 갖고도 조립이 가능합니다.
- 고정볼트, 무두볼트의 렌치 사이즈 동일

4. 쫄대 조립에 지장이 없습니다.

5. 특수 아연 합금을 사용하여 쉽게 깨지지 않음

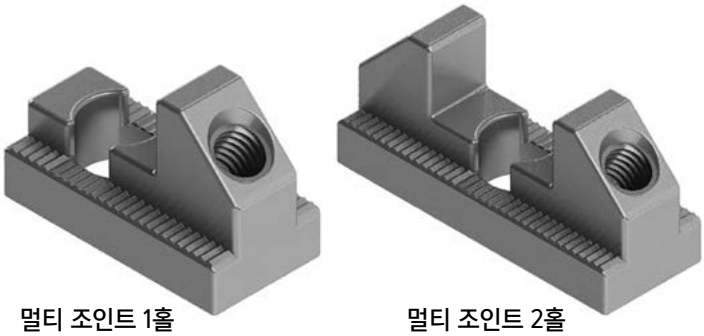

멀티 조인트 1홀　　멀티 조인트 2홀

Technical Data

멀티조인트 30용(1홀), 멀티조인트 30용(2홀)	
재질 (Material)	아연다이캐스팅(Zn Casting)
표면처리(Surface Processing)	니켈도금(Ni)
볼트 구성 (Size)	M6 고정볼트 , M5 무두볼트
용도 (Application)	프로파일 수직 연결용 부품

Technical Data

멀티조인트 40용(1홀), 멀티조인트 40용(2홀)	
재질 (Material)	아연다이캐스팅(Zn Casting)
표면처리(Surface Processing)	니켈도금(Ni)
볼트 구성 (Size)	M8 고정볼트 , M6 무두볼트
용도 (Application)	프로파일 수직 연결용 부품

무가공 자유각 Joint

프로파일 각도에 따라
다각도로 조립이 가능합니다.

Technical Data

자유각조인트 30용	
재질(Material)	아연다이캐스팅(Zn Casting)
표면처리(Surface Processing)	니켈도금(Ni)
볼트구성(Size)	M5 무두볼트, 십자볼트
용도(Application)	프로파일 조립각도 연결용 부품

Technical Data

자유각조인트 40용	
재질 (Material)	아연다이캐스팅(Zn Casting)
표면처리(Surface Processing)	니켈도금(Ni)
볼트 구성 (Size)	M6 무두볼트, 십자볼트
용도 (Application)	프로파일 조립각도 연결용 부품

UJ, BJ, UJ Drill

Universal Joint

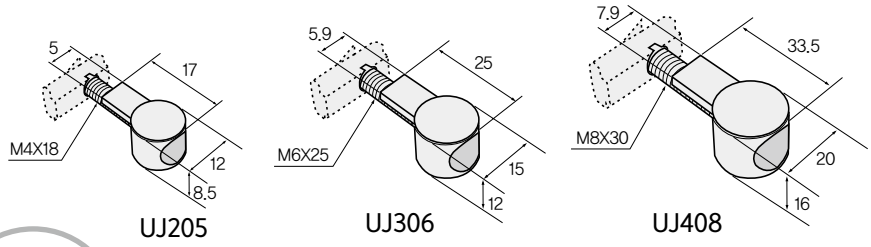

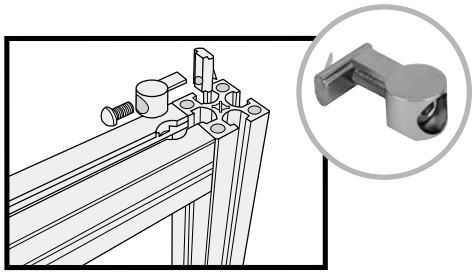

Technical Data

UJ : 205, 306, 408	
재질 (Material)	아연다이캐스팅 (Zn Casting)
표면처리(Surface Processing)	니켈도금(N), 흑착색도금
용도 (Application)	수평, 수직 연결용 부품 20, 30, 40용

Butt Joint

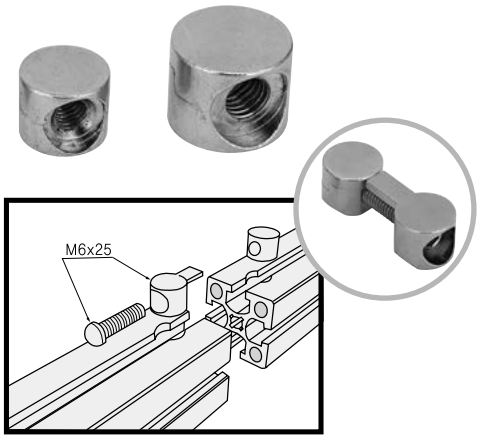

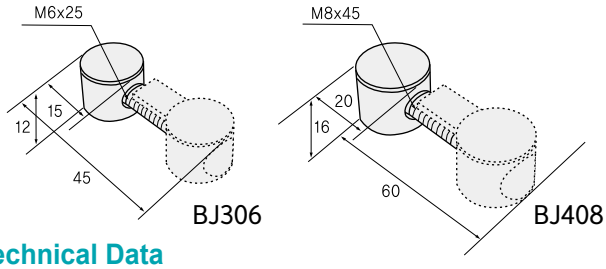

Technical Data

BJ : 306, 408	
재질 (Material)	아연다이캐스팅 (Zn Casting)
표면처리(Surface Processing)	니켈도금(N), 흑착색도금
용도 (Application)	수평, 연결용 부품 30, 40용

UJ Drill

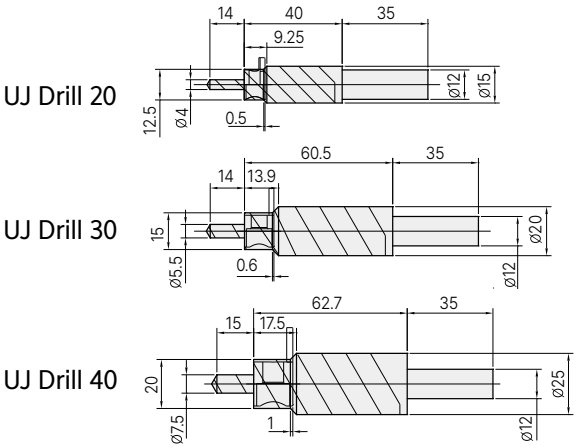

Technical Data

UJ Drill20, UJ Drill30, UJ Drill40	
용도 (Application)	유니버설 조인트 홀 가공용



Bracket

Bracket

Steel Bracket



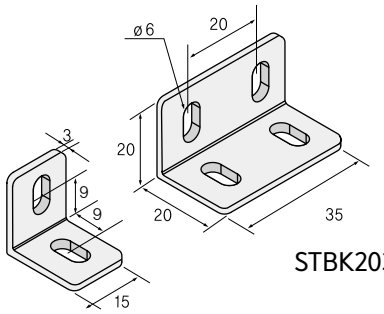

STBK2035

STBK2015

Technical Data

STBK : 2015, 2035	
재질 (Material)	Steel (SPHC)
표면처리(Surface Processing)	니켈도금(N), 3가아연도금(Z), 무전해니켈 by order
용도 (Application)	20 Frame용 강한 체결력을 요하는 작업에 사용

Steel Bracket

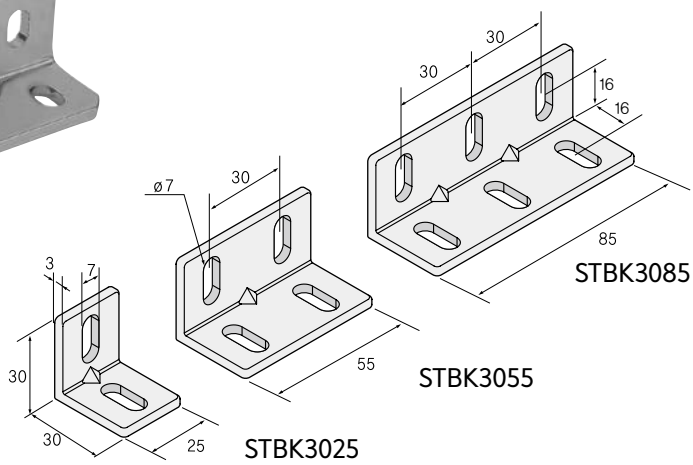

STBK3085

STBK3055

STBK3025

Technical Data

STBK : 3025, 3055, 3085 / STBK : 3025–135°	
재질 (Material)	Steel (SPHC)
표면처리(Surface Processing)	니켈도금(N), 3가아연도금(Z), 무전해니켈 by order
용도 (Application)	30, 60, 90 Frame용 강한 체결력을 요하는 작업에 사용

Bracket

Steel Bracket



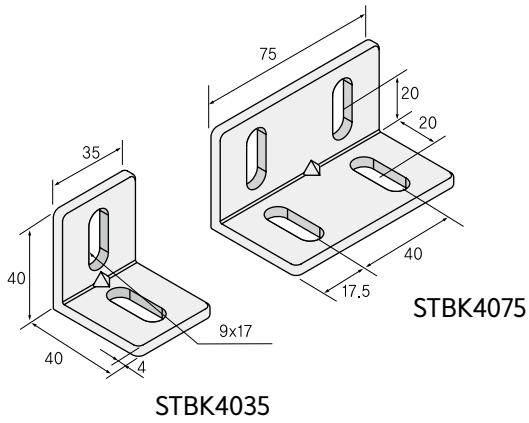

Technical Data

STBK : 4035,4075 / STBK : 4035–135°	
재질 (Material)	Steel (SPHC)
표면처리(Surface Processing)	니켈도금(N), 3가아연도금(Z), 무전해니켈 by order
용도 (Application)	40, 80 Frame용 강한 체결력을 요하는 작업에 사용

Steel Bracket



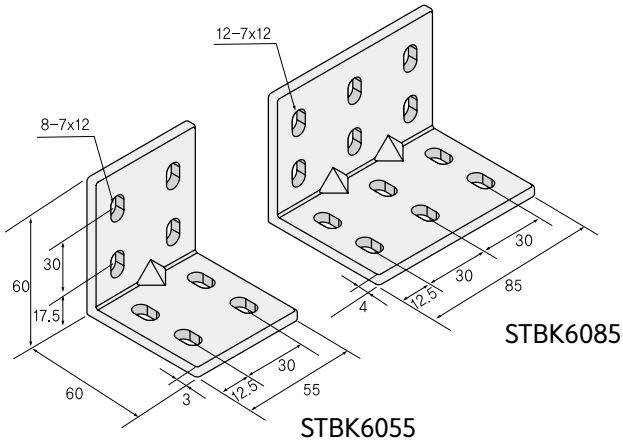

Technical Data

STBK : 6055, 6085	
재질 (Material)	Steel (SPHC)
표면처리(Surface Processing)	니켈도금(N), 3가아연도금(Z), 무전해니켈 by order
용도 (Application)	60, 90 Frame용 강한 체결력을 요하는 작업에 사용

Bracket

Steel Bracket

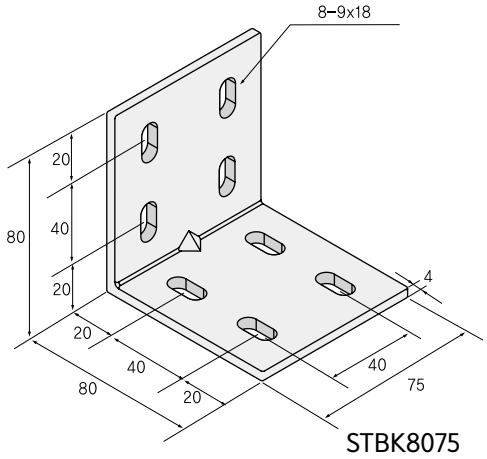

STBK8075

Technical Data

STBK8075	
재질 (Material)	Steel (SPHC)
표면처리(Surface Processing)	니켈도금(N), 3가아연도금(Z), 무전해니켈 by order
용도 (Application)	80 Frame용 강한 체결력을 요하는 작업에 사용

Steel Bracket (LG Type)

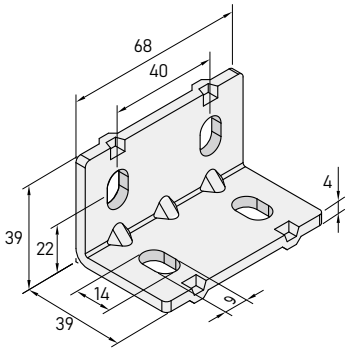

STBK-LG 80-1

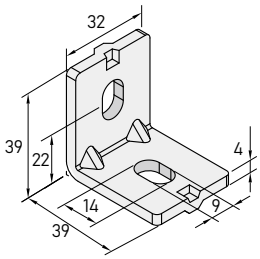

STBK-LG 40-1

Technical Data

STBK-LG: 40-1,80-1	
재질 (Material)	Steel (SPHC)
표면처리(Surface Processing)	니켈도금(N), 무전해니켈 by order
용도 (Application)	강한 체결력을 요하는 작업에 사용하며 Frame이 뒤틀리지 않도록 잡아주는 고리가 있어 정확한 치수의 조립도 가능. 40, 80 Frame용

Bracket

Plate Bracket (I형)



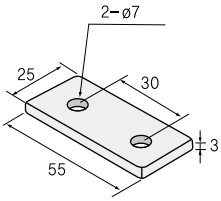

STBK평30-2555

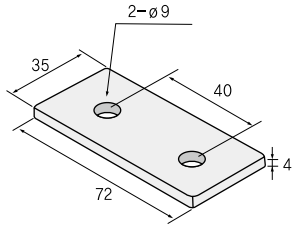

STBK평40-3572

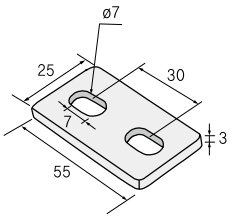

STBK평(장공)30-2555

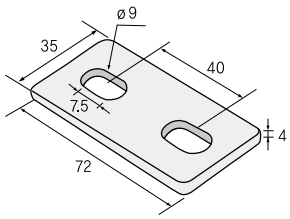

STBK평(장공)40-3572

Technical Data

*정홀 or 장공 선택

STBK평30-2555 STBK평40-3572	
재질 (Material)	Steel (SPHC)
표면처리(Surface Processing)	니켈도금(N), 3가아연도금(Z), 무전해니켈 by order
용도 (Application)	강한 체결력을 요하는 작업에 사용

Plate Bracket (ㅁ형)

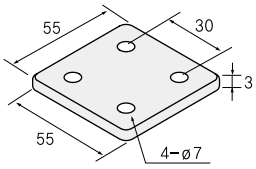

STBK평30-5555

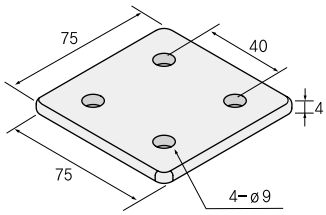

STBK평40-7575 (표준품)

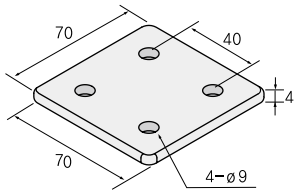

STBK평40-7070

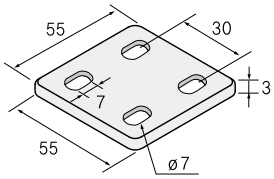

STBK평(장공)30-5555

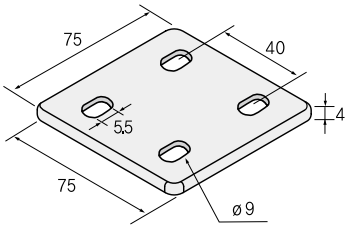

STBK평(장공)40-7575

Technical Data

*정홀 or 장공 선택

STBK평30-5555 STBK평40-7575 STBK평40-7070	
재질 (Material)	Steel (SPHC)
표면처리(Surface Processing)	니켈도금(N), 3가아연도금(Z), 무전해니켈 by order
용도 (Application)	강한 체결력을 요하는 작업에 사용

Plate Bracket (L형)



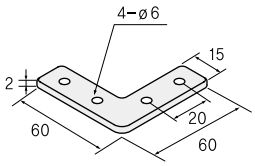

STBK평20-6060

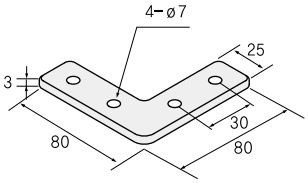

STBK평30-8080

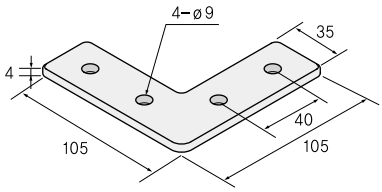

STBK평40-105105

Technical Data

STBK평20-6060 STBK평30-8080 STBK평40-105105	
재질 (Material)	Steel (SPHC)
표면처리(Surface Processing)	니켈도금(N), 3가아연도금(Z), 무전해니켈 by order
용도 (Application)	강한 체결력을 요하는 작업에 사용

Plate Bracket (T형)



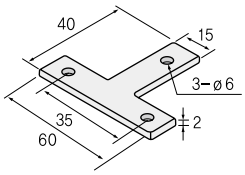

STBK평20-2085

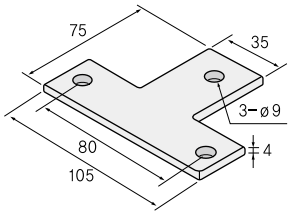

STBK평40-75105

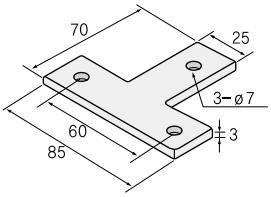

STBK평30-2585

Technical Data

STBK평20-2085 STBK평30-2585 STBK평40-75105	
재질 (Material)	Steel (SPHC)
표면처리(Surface Processing)	니켈도금(N), 3가아연도금(Z), 무전해니켈 by order
용도 (Application)	강한 체결력을 요하는 작업에 사용

AL Bracket

AL Bracket –DCBK2025

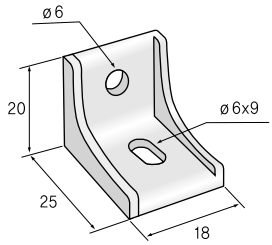

DCBK2025

Technical Data

DCBK2025	
재질 (Material)	Aluminum Casting
표면처리(Surface Processing)	SILVER (SHOT, 흑색도장은 by order)
용도 (Application)	20mm 프로파일용 조립부품

AL Bracket –DCBK3025

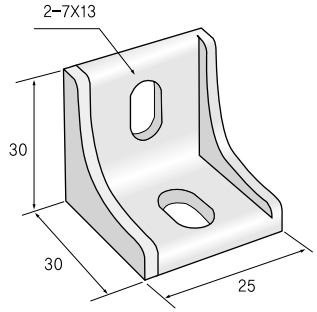

DCBK3025

Technical Data

DCBK3025	
재질 (Material)	Aluminum Casting
표면처리(Surface Processing)	SILVER (SHOT, 흑색도장은 by order)
용도 (Application)	30mm 프로파일용 조립부품

AL Bracket

AL Bracket –DCBK3055, DCBK3060

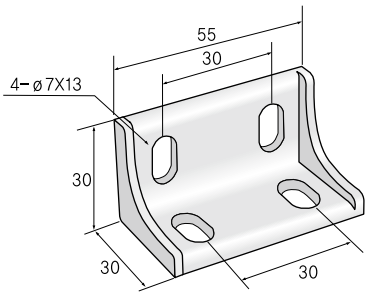

DCBK3055

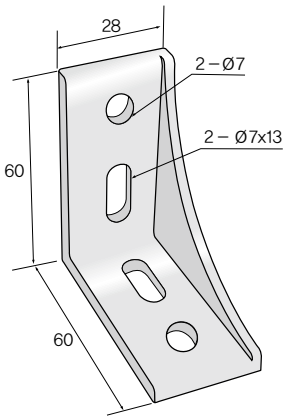

DCBK3060

Technical Data

DCBK3055, DCBK3060	
재질 (Material)	Aluminum Casting
표면처리(Surface Processing)	SILVER (SHOT, 흑색도장은 by order)
용도 (Application)	60mm 프로파일용 조립부품 30mm프로파일용 조립부품

AL Bracket –DCBK4035

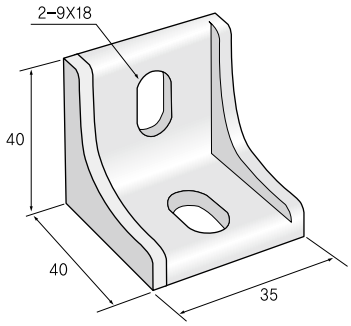

DCBK4035

Technical Data

DCBK4035	
재질 (Material)	Aluminum Casting
표면처리(Surface Processing)	SILVER (SHOT, 흑색도장은 by order)
용도 (Application)	40mm 프로파일용 조립부품

AL Bracket

AL Bracket –DCBK4075

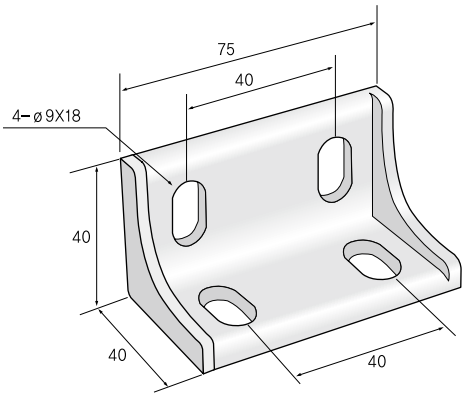

DCBK4075

Technical Data

DCBK4075	
재질 (Material)	Aluminum Casting
표면처리(Surface Processing)	SILVER (SHOT, 흑색도장은 by order)
용도 (Application)	40mm 프로파일용 조립부품

AL Bracket –DCBK4545

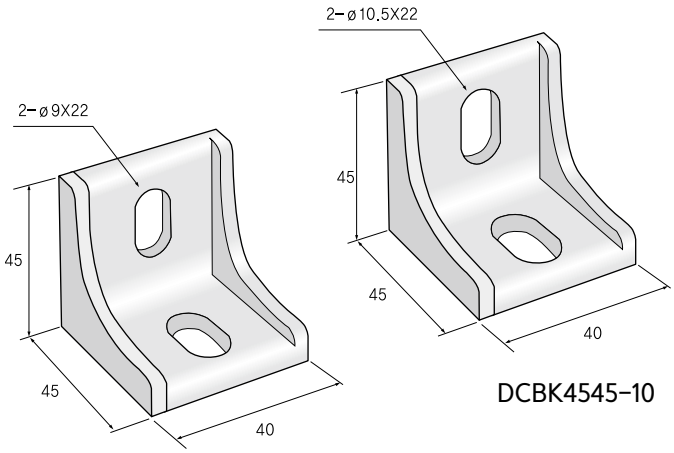

DCBK4545–8

DCBK4545–10

Technical Data

DCBK4545–8 DCBK4545–10	
재질 (Material)	Aluminum Casting
표면처리(Surface Processing)	SILVER (SHOT, 흑색도장은 by order)
용도 (Application)	45mm 프로파일용 조립부품

AL Bracket

AL Bracket -DCBK6055

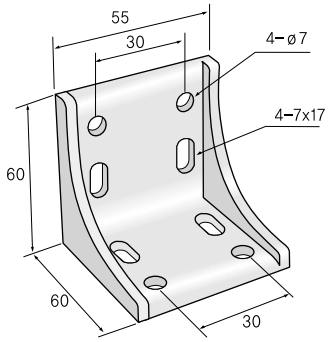

DCBK6055

Technical Data

DCBK6055	
재질 (Material)	Aluminum Casting
표면처리(Surface Processing)	SILVER (SHOT, 흑색도장은 by order)
용도 (Application)	60mm 프로파일용 조립부품

AL Bracket -DCBK8075

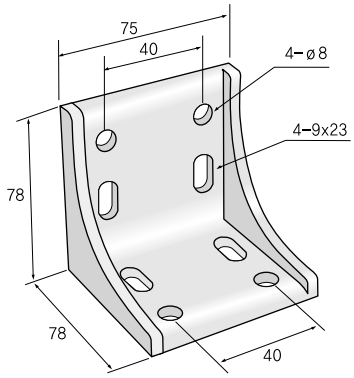

DCBK8075

Technical Data

DCBK8075	
재질 (Material)	Aluminum Casting
표면처리(Surface Processing)	SILVER (SHOT, 흑색도장은 by order)
용도 (Application)	80mm 프로파일용 조립부품

AL Bracket

AL Bracket –DCBK8888 (=9090)

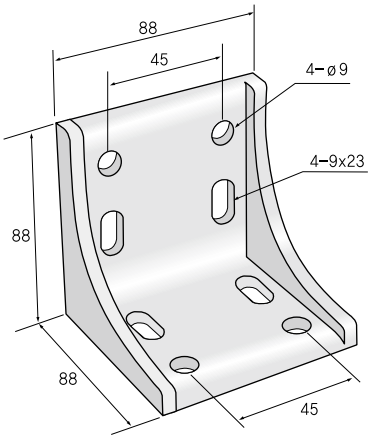

DCBK8888

Technical Data

DCBK8888	
재질 (Material)	Aluminum Casting
표면처리(Surface Processing)	SILVER (SHOT, 흑색도장은 by order)
용도 (Application)	90mm 프로파일용 조립부품

AL Bracket –DCBK3880 (=4080)

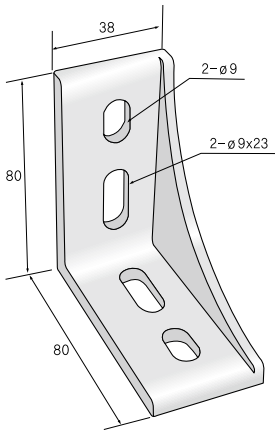

DCBK3880

Technical Data

DCBK3880	
재질 (Material)	Aluminum Casting
표면처리(Surface Processing)	SILVER (SHOT, 흑색도장은 by order)
용도 (Application)	40mm 프로파일용 조립부품

Bracket/Hook

Angle Joint Bracket

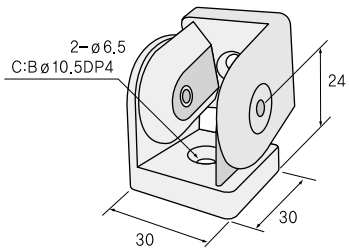

AJB30

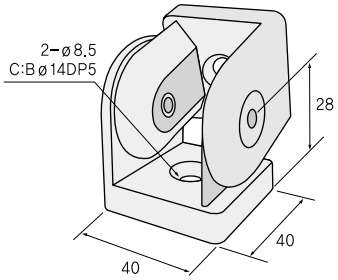

AJB40

Technical Data

AJB30 AJB40	
재질 (Material)	아연다이캐스팅 (Zn Casting)
표면처리(Surface Processing)	실버도장
용도 (Application)	30, 40m 프로파일용 연결부품 각도를 요하는 작업이나 하중이 걸리는 Door에 힌지 용도로 사용

Slider Hook

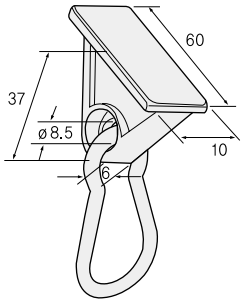

SH306

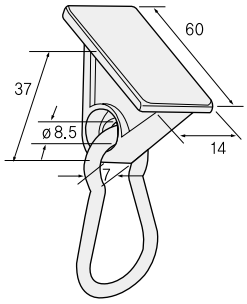

SH408

Technical Data

SH : 306, 408	
재질 (Material)	Glass Nylon
색 (Color)	검정 (Black)
용도 (Application)	Frame홈에 삽입하여 공구, 커튼등을 걸어 이동하며 쓸수 있는 부품

Hinge

Hinge

Plastic Hinge

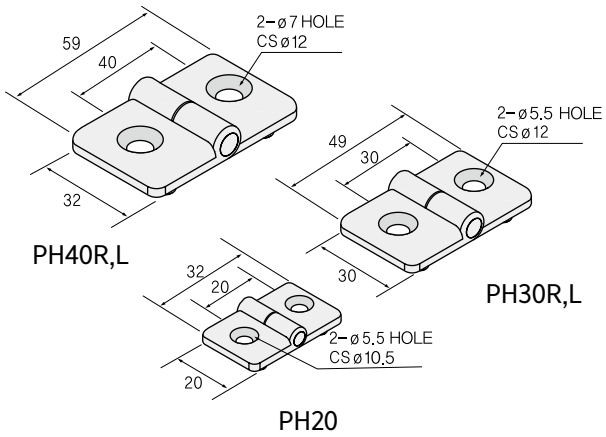

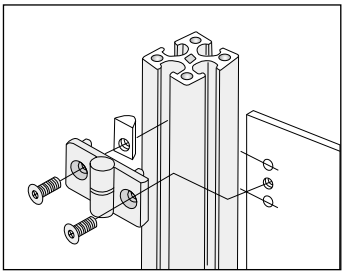

Technical Data

PH20 PH30R, L PH40R, L	
재질 (Material)	Glass Nylon
색 (Color)	Black(B)
용도 (Application)	아크릴이나 부합판 같이 경량형에 부착하여 사용

Plastic Hinge

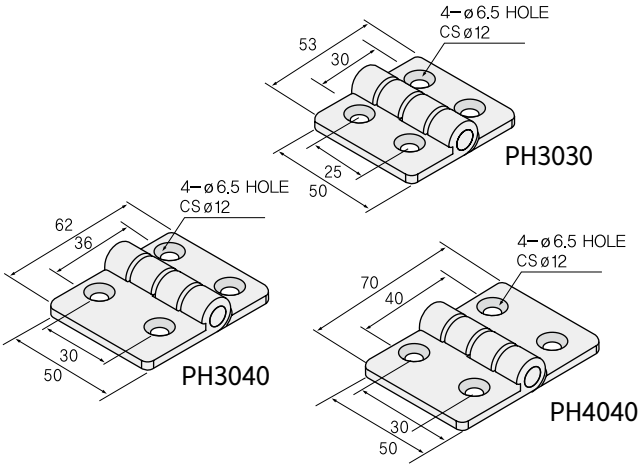

Technical Data

PH3030 PH3040 PH4040	
재질 (Material)	Glass Nylon
색 (Color)	Black(B)
용도 (Application)	아크릴이나 부합판 같이 경량형에 부착하여 사용

Zn Die Casting Hinge (장공형)

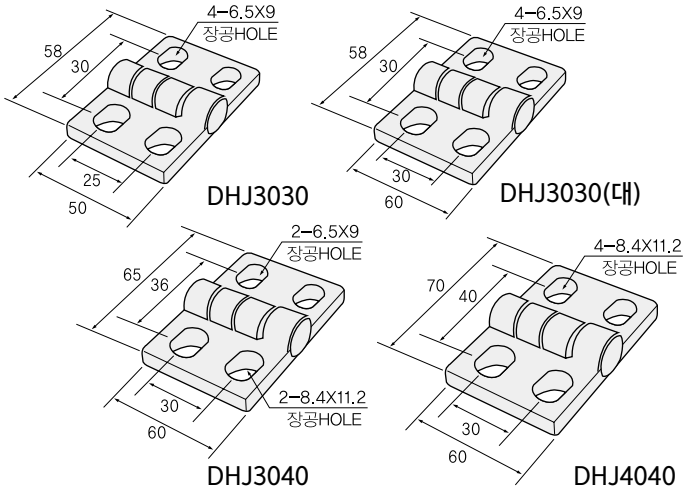

Technical Data

DHJ3030, DHJ3030(대) DHJ3040 DHJ4040	
재질 (Material)	아연다이캐스팅 (Zn Casting)
표면처리 (Surface Processing)	실버도장, 크롬도금, 크롬무광도금
용도 (Application)	각종산업기기, 환경실험장치 등에 사용

Zn Die Casting Hinge (정홀형)



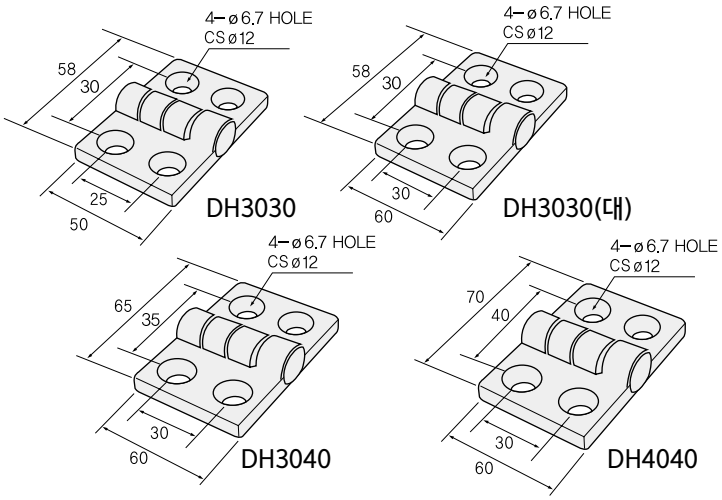

Technical Data

DH3030, DH3030(대) DH3040 DH4040	
재질 (Material)	아연다이캐스팅 (Zn Casting)
표면처리 (Surface Processing)	실버도장, 크롬도금, 크롬무광도금
용도 (Application)	각종산업기기, 환경실험장치 등에 사용

Zn Die Casting Hinge



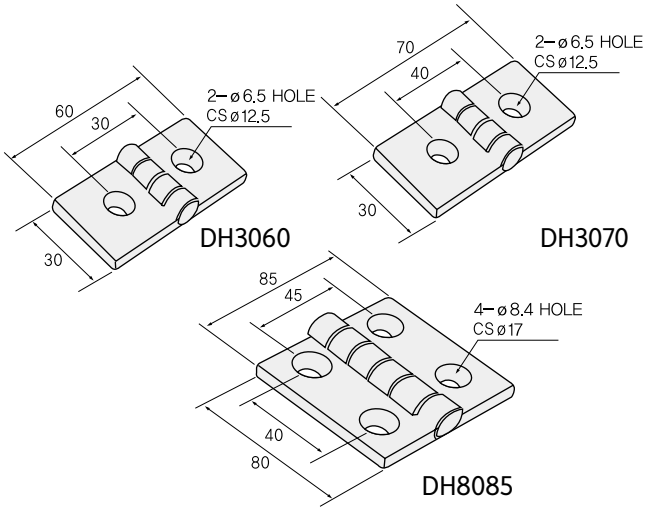

Technical Data

DH3060 DH3070 DH8085	
재질 (Material)	아연다이캐스팅 (Zn Casting)
표면처리 (Surface Processing)	크롬도금, 크롬무광도금, 블랙도장
용도 (Application)	각종산업기기, 환경실험장치 등에 사용

Zn Die Casting Hinge

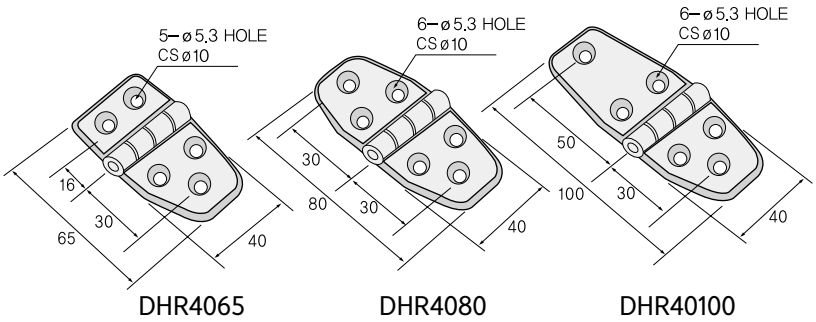

Technical Data

DHR4065 DHR4080 DHR40100	
재질 (Material)	아연다이캐스팅 (Zn Casting)
표면처리 (Surface Processing)	크롬도금, 크롬무광도금, 블랙도장
용도 (Application)	각종산업기기, 환경실험장치 등에 사용

Zn Die Casting Double Hinge



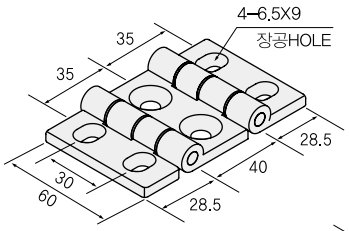

DHD30

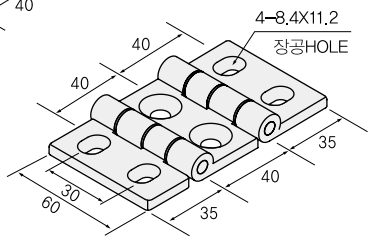

DHD40

Technical Data

DHD30 DHD40	
재질 (Material)	아연다이캐스팅 (Zn Casting)
표면처리 (Surface Processing)	실버도장
용도 (Application)	각종산업기기, 환경실험장치 등에 사용

Zn Die Casting Corner Hinge

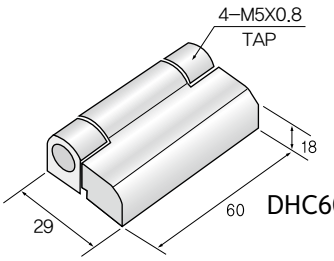

DHC6027

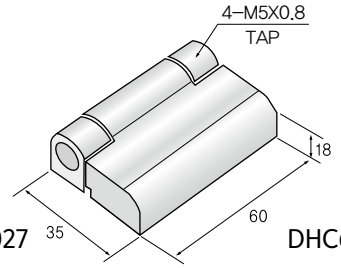

DHC6035

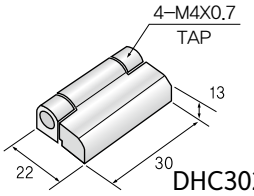

DHC3022

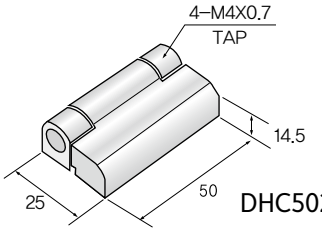

DHC5026

Technical Data

DHC3022 DHC5026 DHC6027 DHC6035	
재질 (Material)	아연다이캐스팅 (Zn Casting)
표면처리 (Surface Processing)	크롬도금, 크롬무광도금, 블랙도장
용도 (Application)	각종산업기기, 환경실험장치 등에 사용

Clean Hinge

※ PEEK 수지 사용으로 금속간의 마찰을 없애 분진 발생이 없음.
클린룸 사용에 적합.

WCH-3030

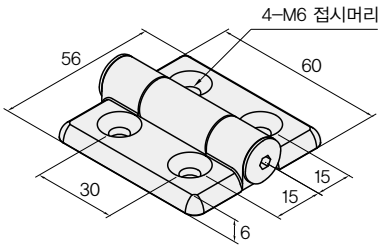

WCH-4040

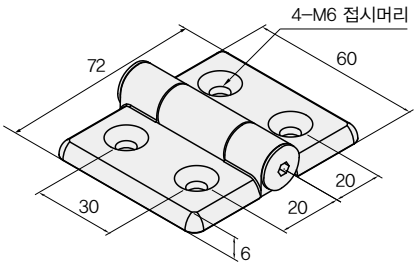

WCH-3040

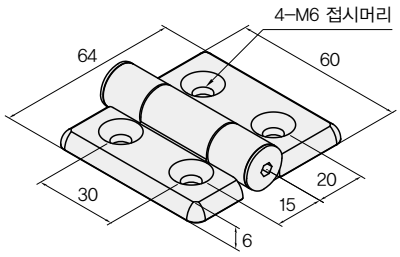

Technical Data

WCH-3030 WCH-4040 WCH-3040	
재질 (Material)	아연다이캐스팅 (Zn Casting)
표면처리 (Surface Processing)	크롬무광도금
용도 (Application)	반도체, LCD, LED, PDP 등의 클린룸 사용



Foot Base, End Cap

Foot Base

Al Foot Base



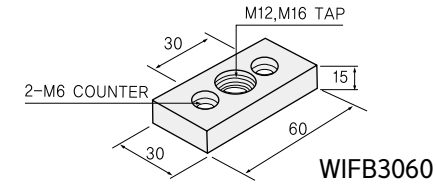

WIFB3060

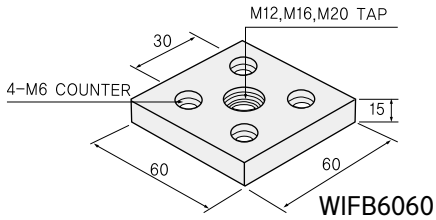

WIFB6060

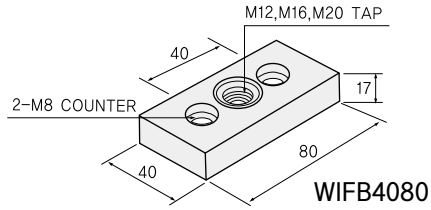

WIFB4080

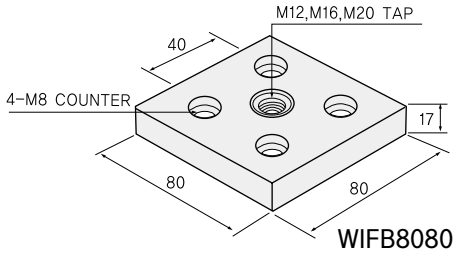

WIFB8080

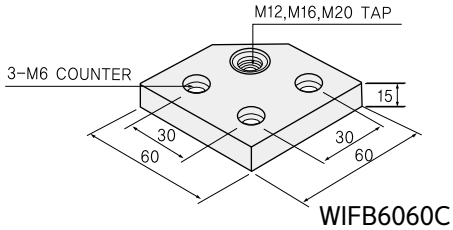

WIFB6060C

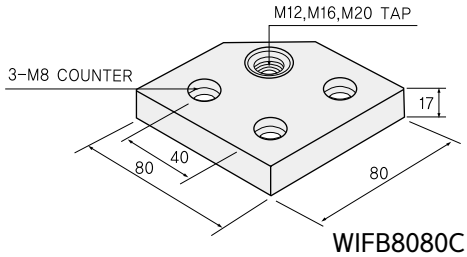

WIFB8080C

Technical Data

WIFB : 3060, 6060, 4080, 8080 WIFB : 6060C, 8080C	
재질 (Material)	AL Diecasting
표면처리 (Surface Processing)	실버도장
용도 (Application)	조절좌(Level Foot)를 부착하기전에 Frame 단면에 부착하는 부품

Name	Model	Applied Frame
AL Foot Base	WIFB-3060	3060 Frame
AL Foot Base	WIFB-6060	6060 Frame
AL Foot Base	WIFB-4080	4080 Frame
AL Foot Base	WIFB-8080	8080 Frame
AL Foot Base	WIFB-6060C	6060 Frame
AL Foot Base	WIFB-8080C	8080 Frame

Foot Base

Zn Foot Base (WIFBZ) or Steel Foot Base (STFB)



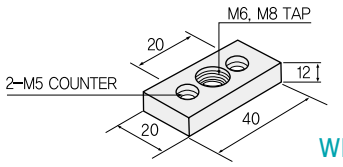

WIFBZ2040

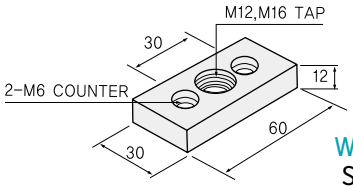

WIFBZ3060
STFB3060

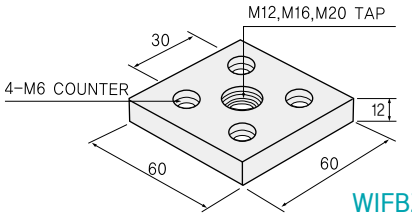

WIFBZ6060
STFB6060

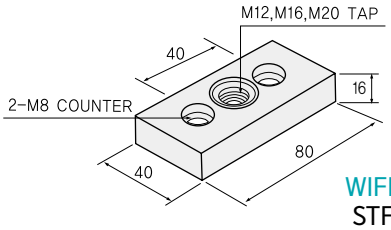

WIFBZ4080
STFB4080

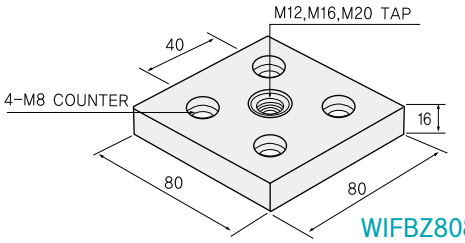

WIFBZ8080
STFB8080

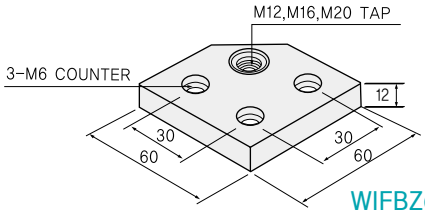

WIFBZ6060C
STFB6060C

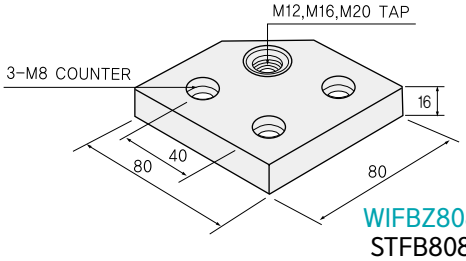

WIFBZ8080C
STFB8080C

Technical Data(Zn)

WIFBZ : 2040, 3060, 6060, 4080, 8080 **WIFBZ : 6060C, 8080C**	
재질 (Material)	Zn Diecasting
표면처리 (Surface Processing)	니켈도금 (Ni)
용도 (Application)	조절좌(Level Foot)를 부착하기전에 Frame 단면에 부착하는 부품

Name	Model	Applied Frame
Zn Foot Base	WIFBZ-2040	2040 Frame
Zn Foot Base	WIFBZ-3060	3060 Frame
Zn Foot Base	WIFBZ-6060	6060 Frame
Zn Foot Base	WIFBZ-4080	4080 Frame
Zn Foot Base	WIFBZ-8080	8080 Frame
Zn Foot Base	WIFBZ-6060C	6060 Frame
Zn Foot Base	WIFBZ-8080C	8080 Frame

Technical Data(Steel)

STFB : 3060, 6060, 4080, 8080 **STFB : 6060C, 8080C**	
재질 (Material)	Steel (S45C)
표면처리 (Surface Processing)	니켈도금(N)
용도 (Application)	조절좌(Level Foot)를 부착하기전에 Frame 단면에 부착하는 부품, 중량용으로 주로 쓰임

Name	Model	Applied Frame
Steel Foot Base	STFB-3060	3060 Frame
Steel Foot Base	STFB-6060	6060 Frame
Steel Foot Base	STFB-4080	4080 Frame
Steel Foot Base	STFB-8080	8080 Frame
Steel Foot Base	STFB-6060C	6060 Frame
Steel Foot Base	STFB-8080C	8080 Frame

※기타주문 제작품 : STFB-3090, 6090, 9090, 30120, 40120, 40160

End Cap

Technical Data

재질 (Material)	Glass Nylon
색상 (Color)	Black, Gray
두께(Thickness)	5t
용도 (Application)	프로파일 조립후 Frame 절단면 끝단에 마감재로 사용

End Cap (Plastic) 대영/미래 Series

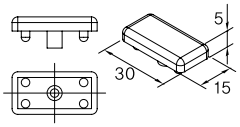

DM1530 (대영, 미래공용)

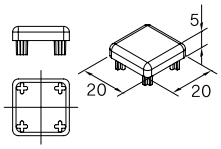

DM2020 (대영, 미래공용)

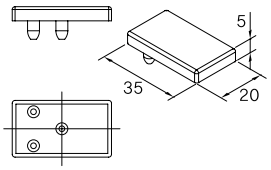

DM2035 (대영, 미래공용)

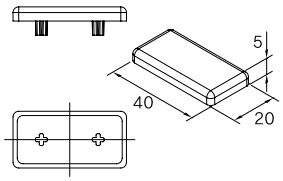

DM2040 (대영, 미래공용)

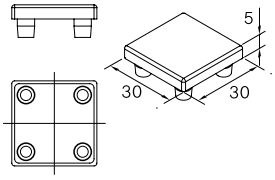

D/M3030

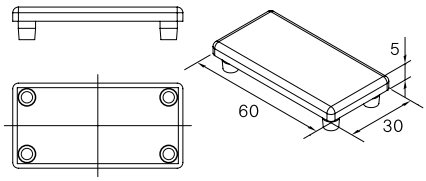

D/M3060

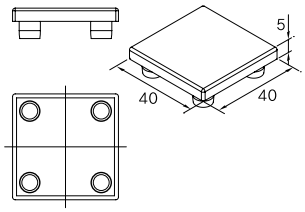

D/M4040 (경량or중량)

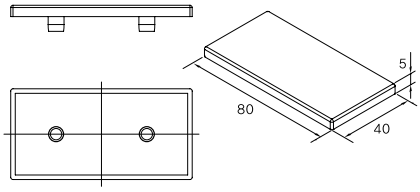

D/M 4080

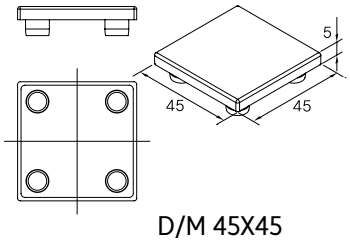

D/M 45X45

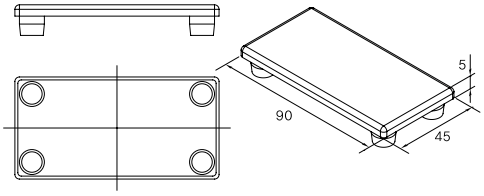

D/M 4590

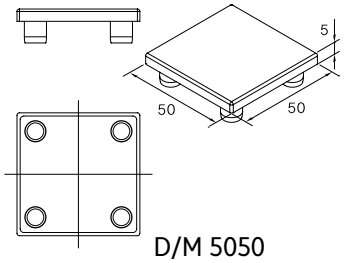

D/M 5050

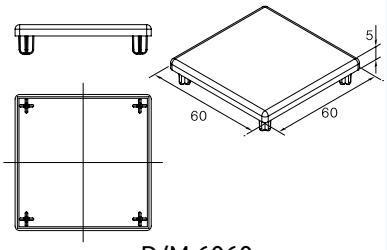

D/M 6060

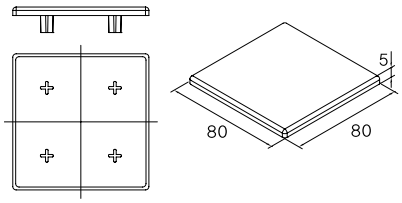

D/M 8080

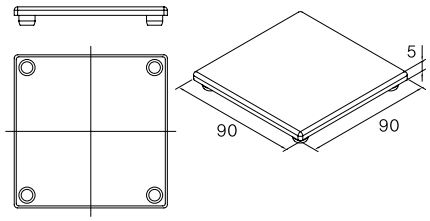

D/M 9090

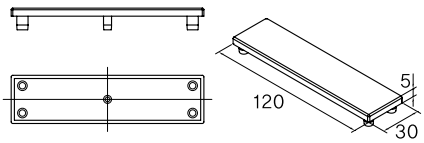

D/M 30120

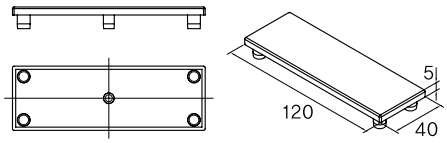

D/M 40120

End Cap

End Cap (Plastic) 대영/미래 Series

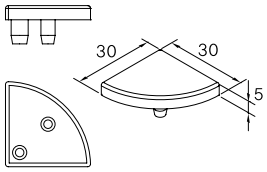

D 3030R

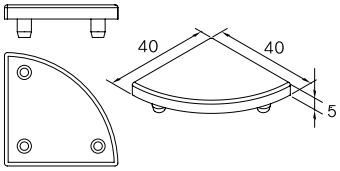

D 4040R

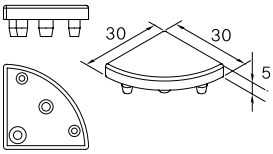

M 3030R

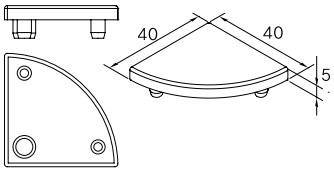

M 4040R


대영 Series


미래 Series

Model	T	비고	Material	Color
WIEC DM1530	5	대영/미래 공용	Nylon	Black Gray
WIEC DM2020				
WIEC DM2035				
WIEC DM2040				
WIEC D/M3030	5	대영/미래 선택		
WIEC D/M3060				
WIEC D/M3090				
WIEC D/M30120				
WIEC D/M3535				
WIEC D/M3570				
WIEC D/M4040(경량)				
WIEC D/M4040(중량)				
WIEC D/M4080				
WIEC D/M40120				
WIEC D/M4545				
WIEC D/M4060				
WIEC D/M4590				
WIEC D/M5050				
WIEC D/M6060				
WIEC D/M6090				
WIEC D/M8080				
WIEC D/M9090				
WIEC D/M3030R	5	R Type 대영/미래 선택		
WIEC D/M4040R				

※주문시 공용외에는 대영(D)/미래(M) 구분하여 주문

End Cap

End Cap (Plastic) 남선/경남 Series

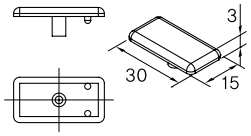

NK 1530

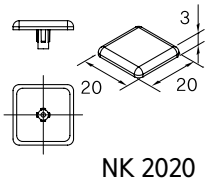

NK 2020

Technical Data

재질 (Material)	Glass Nylon
색상 (Color)	Black, Gray
두께(Thickness)	3t
용도 (Application)	프로파일 조립후 Frame 절단면 끝단에 마감재로 사용

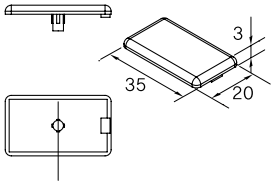

NK 2035

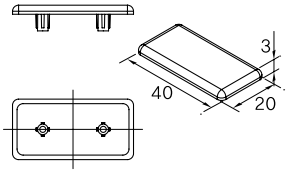

NK 2040

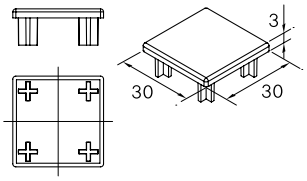

NK 3030

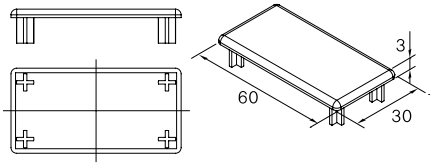

NK 3060

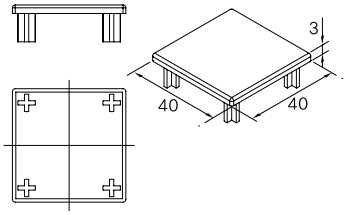

NK 4040

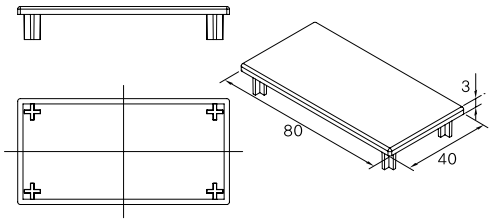

NK 4080

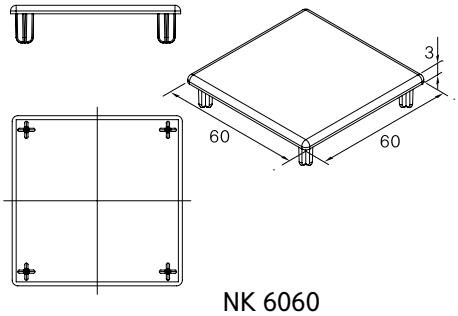

NK 6060

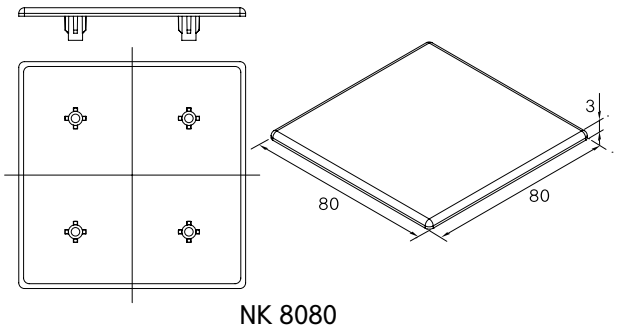

NK 8080

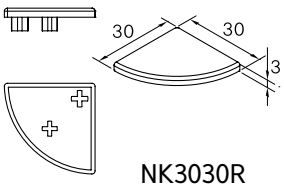

NK3030R

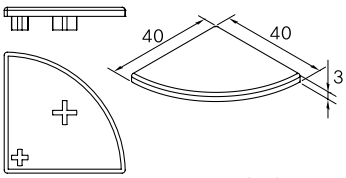

NK4040R

End Cap

End Cap (Plastic) 남선/경남 Series



남선 Series

Model	T	비고	Material	Color
WIEC NK1530	3	남선/경남 공용	Nylon	Black Gray
WIEC NK2020				
WIEC NK2035				
WIEC NK2040				
WIEC NK3030				
WIEC NK3060				
WIEC NK4040				
WIEC NK4080				
WIEC NK6060				
WIEC NK8080				
WIEC NK3030R	3	R Type 남선/경남 공용		
WIEC NK4040R				

End Cap

End Cap (Aluminium)



Technical Data

재질 (Material)	AL Diecasting
색상 (Color)	실버도장, 흑색도장
두께(Thickness)	5t (ALEC 2035만 3t or 5t 선택)
용도 (Application)	프로파일 조립후 Frame 절단면 끝단에 마감재로 사용

Model	사라렌치볼트	T	Color
ALEC 1530	M6	5	실버도장 흑색도장
ALEC 2020	M5		
ALEC 2035		3 or 5	
ALEC 2040		5	
ALEC 3030	M6		
ALEC 3060			
ALEC 6060			
ALEC 4040	M8		
ALEC 4545			
ALEC 5050			
ALEC 4080			
ALEC 8080			

R Coner Bracket & End Cap Set

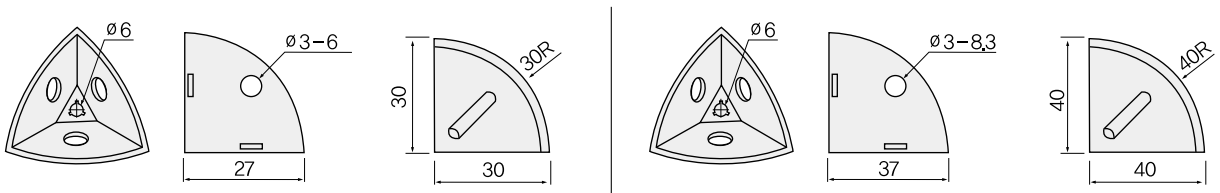



Technical Data

RCBK30, RCBK40	
재질 (Material)	아연다이캐스팅 (Zn Casting)
색상 (Color)	Natural
용도 (Application)	3030R/4040R Frame Corner 조립시 사용

Technical Data

플라스틱 덮개 (RCEC30, RCEC40)	
재질 (Material)	Plastic(ABS)
색상 (Color)	Black, Gray
용도 (Application)	3030R/4040R Frame Corner 조립시 사용

Handle
Magnetic Catch

Handle

Plastic Handle



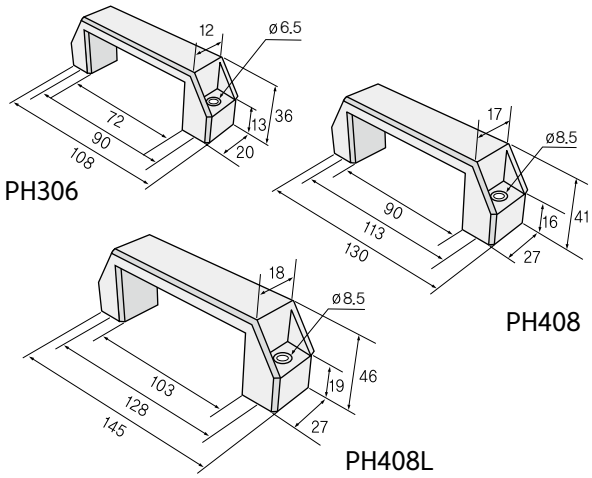

Technical Data

PH : 306, 408, 408L	
재질 (Material)	Plastic
색상 (Color)	Black
용도 (Application)	Profile 도어용 핸들

AL Handle

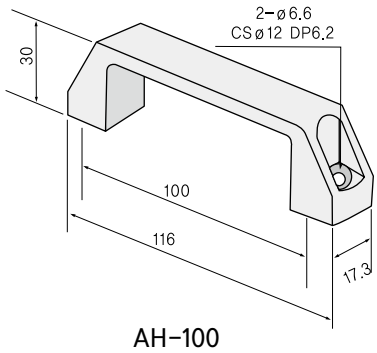

Technical Data

AH-100	
재질 (Material)	알루미늄합금
색 (Color)	실버 도장
용도 (Application)	Profile 도어용 핸들

Handle

Zn Diecasting Handle



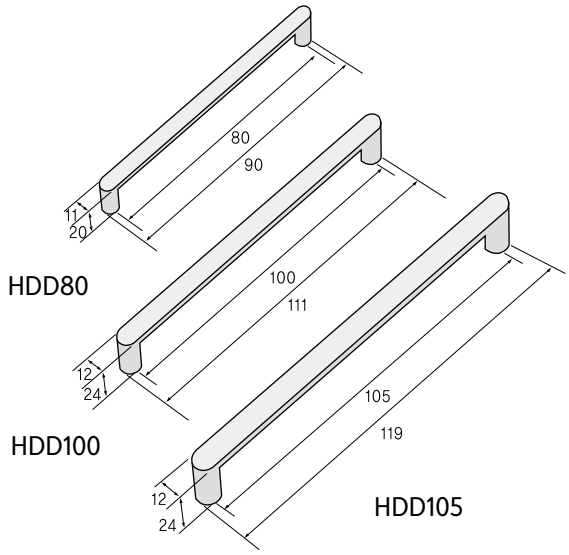

Technical Data

HDD : 80, 100, 105	
재질 (Material)	아연합금
표면처리 (Surface Processing)	크롬도금, 무광크롬도금
용도 (Application)	반도체 장비, 통신기기, 계측기기

Zn Diecasting Handle

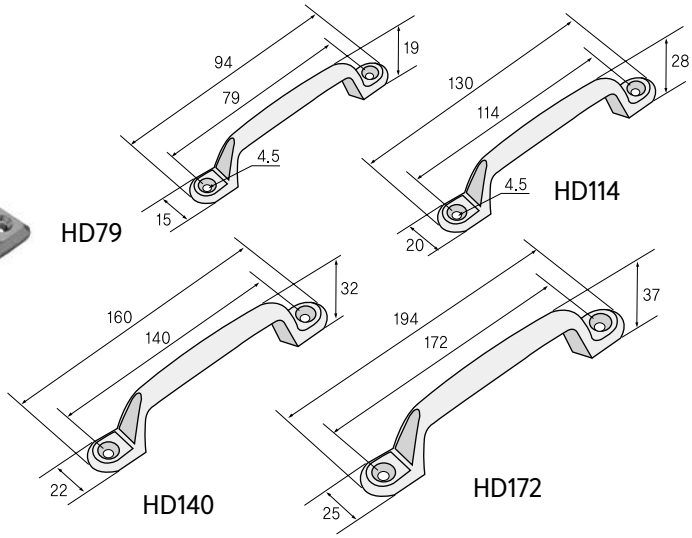

Technical Data

HD : 79, 114, 140, 172	
재질 (Material)	아연합금
표면처리 (Surface Processing)	크롬도금, 무광크롬도금
용도 (Application)	반도체 장비, 통신기기, 계측기기

Handle

Zn Diecasting Handle

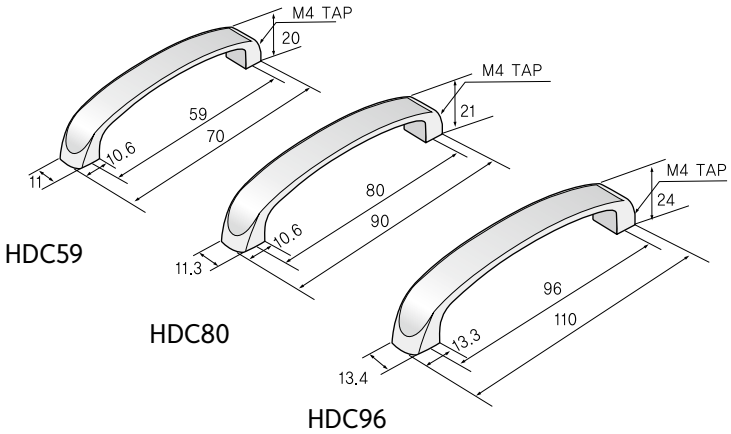

Technical Data

HDC : 59, 80, 96	
재질 (Material)	아연합금
표면처리 (Surface Processing)	크롬도금
용도 (Application)	반도체 장비, 통신기기, 계측기기

Sus Pipe Handle

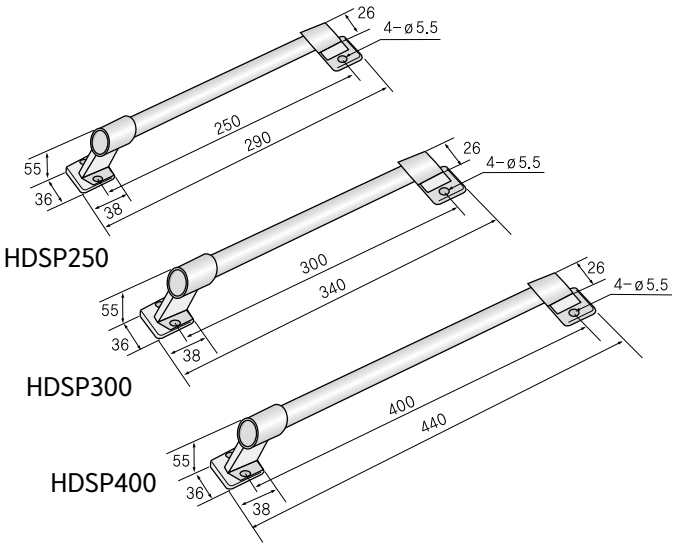

Technical Data

HDSP : 250, 300, 400	
재질 (Material)	브라켓 : 아연합금 파이프 : 스테인리스스틸(SUS304)
표면처리 (Surface Processing)	크롬도금
용도 (Application)	반도체 장비, 통신기기, 계측기기

Embeded Handle (매립도어 손잡이)

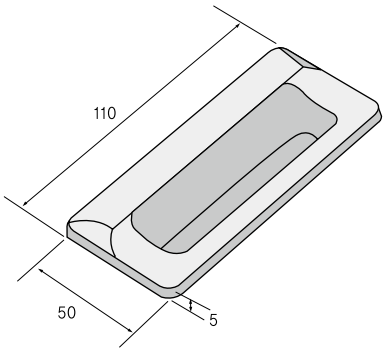

EHD 110

Technical Data

EHD110	
재질 (Material)	아연합금(Zn Casting)
표면처리 (Surface Processing)	크롬도금, 무광크롬도금, 블랙도장
용도 (Application)	반도체 장비, 통신기기 분/배전반

Embeded Handle (매립 손잡이)

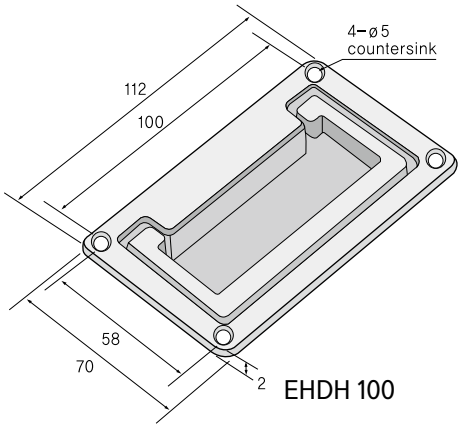

EHDH 100

Technical Data

EHDH100	
재질 (Material)	아연합금(Zn Casting)
표면처리 (Surface Processing)	크롬도금, 무광크롬도금, 블랙도장
용도 (Application)	반도체 장비, 통신기기 분/배전반

Magnetic Catch

Plastic Magnetic Catch

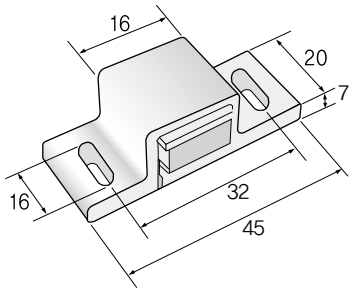

PMC 45

Technical Data

PMC45	
재질 (Material)	Plastic, Steel
색 (Color)	Black
용도 (Application)	판넬이나 아크릴에 부착하여 도어잠금용으로 사용하는 자석. 산업용기기, 시험기기, OA기기 등

Stainless Magnetic Catch

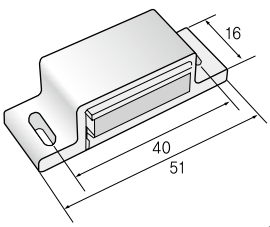

SMC 40

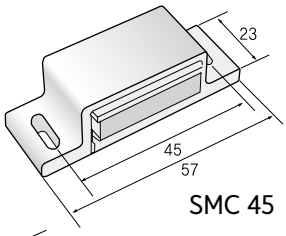

SMC 45

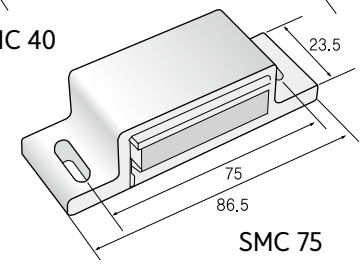

SMC 75

Technical Data

SMC : 40, 45, 75	
재질 (Material)	스테인리스 스틸(SUS304)
표면처리 (Surface Processing)	바렐연마(Vibratory Barrel)
용도 (Application)	판넬이나 아크릴에 부착하여 도어잠금용으로 사용하는 자석. 산업용기기, 시험기기, OA기기 등

Magnetic Catch

Semiconductor Magnetic Catch (반도체자석)

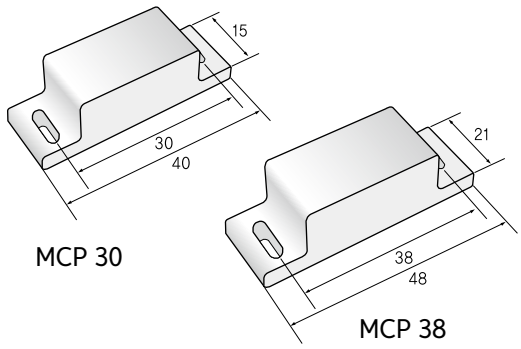

Technical Data

MCP : 30,38	
재질 (Material)	Plastic, 아연합금(Zn Casting)
색 (Color)	White
용도 (Application)	반도체 장비의 도어용으로 사용하는 자석으로 견고하고 내부가 노출되는것 없이 막혀있음

Magnetic Plate

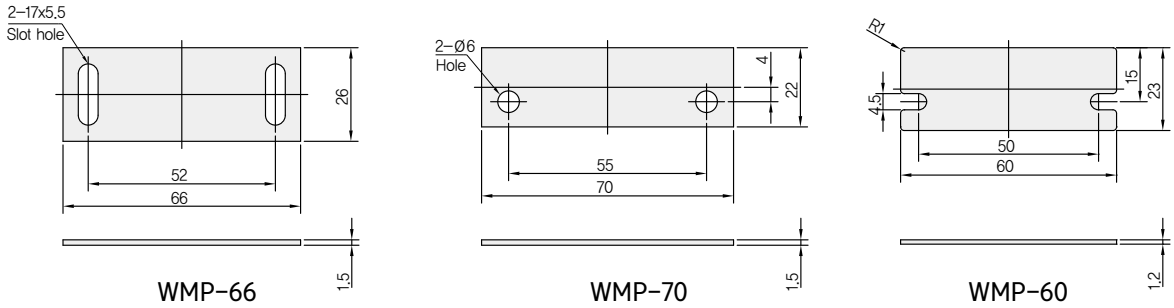

Technical Data

WMP-66 WMP-70 WMP-60	
재질 (Material)	스테인리스 스틸(SUS430)
색 (Color)	바렐연마 (Vibratory Barrel)
용도 (Application)	Door 고정용으로 사용하는 부품

브라켓형 자석

WMC-B 30-15

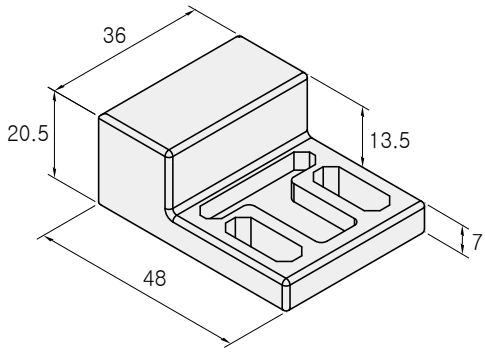

Technical Data

WMC-B 30-15	
재질 (Material)	자석-Nd, Case-PC
색 (Color)	Gray
용도 (Application)	30mm 프로파일용 문고리 자석

WMC-B 30-20

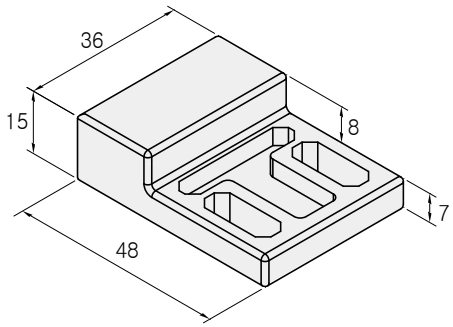

Technical Data

WMC-B 30-20	
재질 (Material)	자석-Nd, Case-PC
색 (Color)	Gray
용도 (Application)	30mm 프로파일용 문고리 자석

브라켓형 자석

WMC-B 40-15



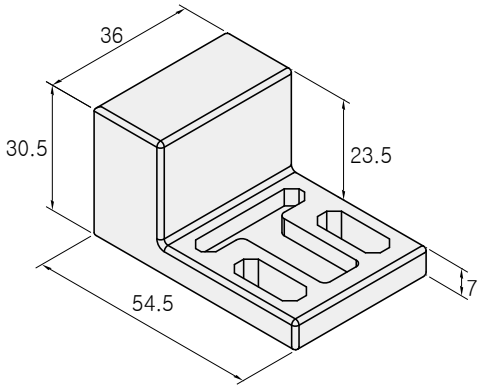

Technical Data

WMC-B 40-15	
재질 (Material)	자석-Nd, Case-PC
색 (Color)	Gray
용도 (Application)	40mm 프로파일용 문고리 자석

WMC-B 40-20



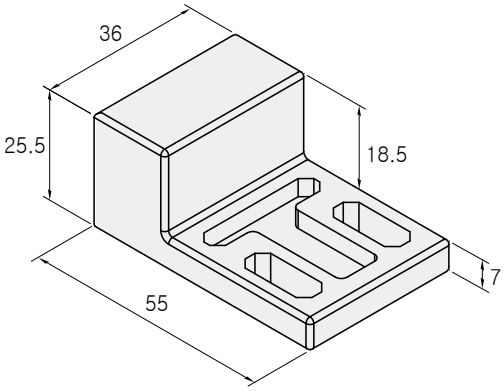

Technical Data

WMC-B 40-20	
재질 (Material)	자석-Nd, Case-PC
색 (Color)	Gray
용도 (Application)	40mm 프로파일용 문고리 자석

브라켓형 자석

WMC-B 60-20

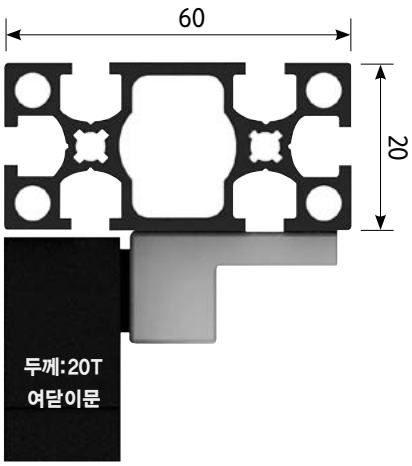

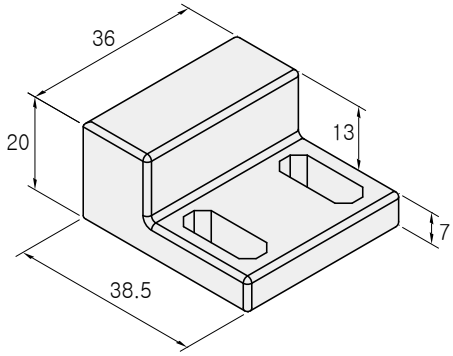

Technical Data

WMC-B 60-20	
재질 (Material)	자석-Nd, Case-PC
색 (Color)	Gray
용도 (Application)	60mm 프로파일용 문고리 자석

WMC-B 80-20

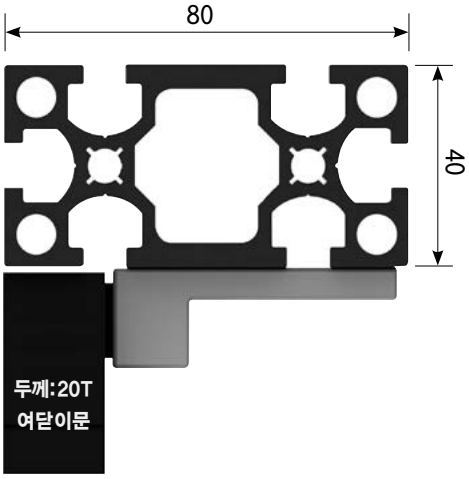

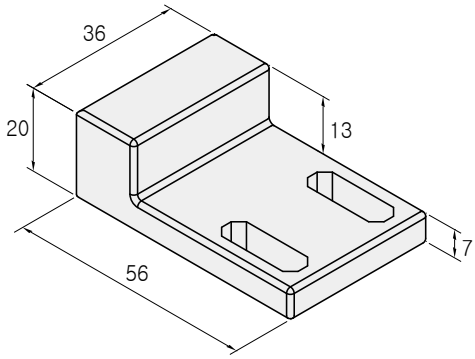

Technical Data

WMC-B 80-20	
재질 (Material)	자석-Nd, Case-PC
색 (Color)	Gray
용도 (Application)	80mm 프로파일용 문고리 자석

Cover

Cover

Groove Cover (쫄대)

20 Frame

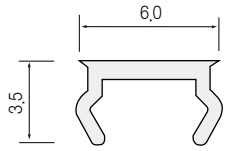

경남

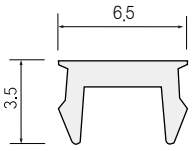

대영, 미래

30 Frame

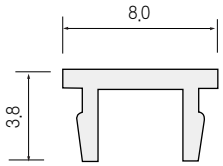

남선

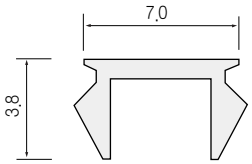

경남

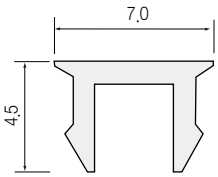

대영, 미래

40 Frame

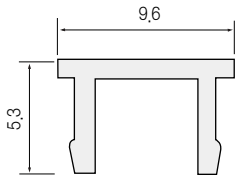

남선

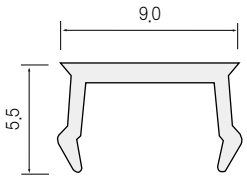

경남

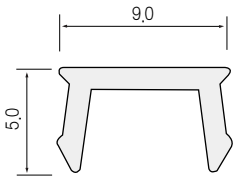

대영, 미래



Technical Data

표기 : 남선(N), 경남(K), 대영,미래(D)

GC20NK, GC20D GC30N, GC30K, GC30D GC40N, GC40K, GC40D	
재질 (Material)	P.E
색 (Color)	White(W), Black(B)
용도 (Application)	프레임 홈에 Die 제작 완료후 마무리로 홈을 막는 작업에 활용, 이물질 유입방지용

Name	Model	Applied Frame	Q'ty	Color
Groove Cover Polyetylen	GC20NK	20 Frame	3,000mm /1ea	White(W) Black(B)
	GC20D	20 Frame		
	GC30N	30 Frame		
	GC30K	30 Frame		
	GC30D	30 Frame		
	GC40N	40 Frame		
	GC40K	40 Frame		
	GC40D	40 Frame		

Cover

PE Cover (아크릴 고정용 쫄대)

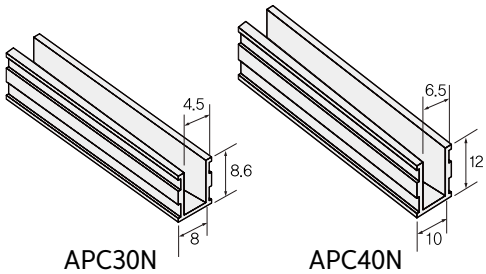

Technical Data

APC30N, APC40N	
재질 (Material)	PE
색 (Color)	Black, White
용도 (Application)	홈 마감재. 이물질 유입 방지 및 레일용 및 아크릴 고정용

Acryl PVC Cover 아크릴커버(2단형)

2단형

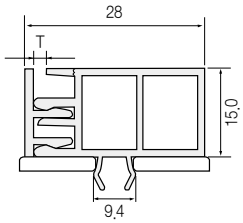

2단 30용 3T, 4T, 5T용

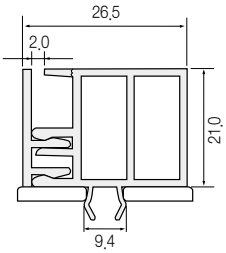

2단 40용 3T
(21mm)

Technical Data

AC30, AC40	
재질 (Material)	PVC
색 (Color)	Black(B), Gray(G)
용도 (Application)	30용 5T, 4T, 3T 아크릴 고정 Cover 40용 5T, 4T, 3T 아크릴 고정 Cover

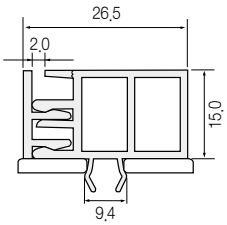

2단 40용 3T
(15mm)

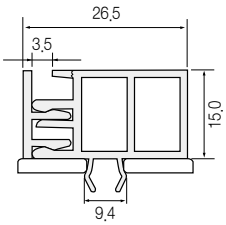

2단 40용 4T
(15mm)

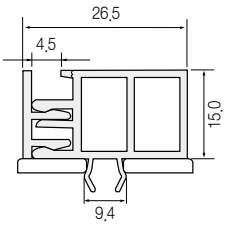

2단 40용 5T
(15mm)

Baton PVC Cover (바톤커버)

BC30단 5T

BC40양 5T

BC30양 5T

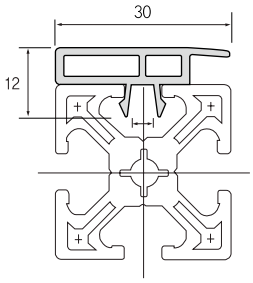

BC30단

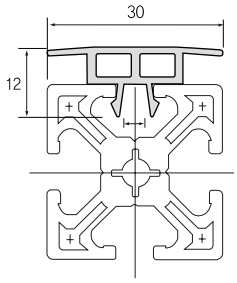

BC30양

Technical Data

BC30단, BC30양	
재질 (Material)	PVC
색 (Color)	Gray(G)
용도 (Application)	30용 5T 아크릴 한쪽 고정용 Cover 30용 5T 아크릴 양쪽 고정용 Cover

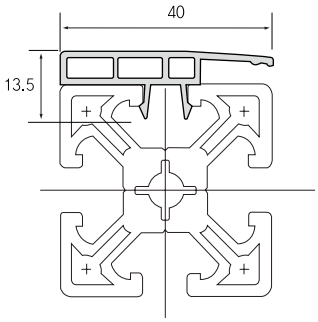

BC40단

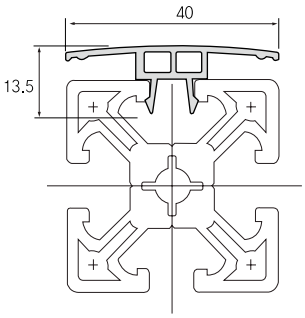

BC40양

Technical Data

BC40단, BC40양	
재질 (Material)	PVC
색 (Color)	Gray(G)
용도 (Application)	40용 5T 아크릴 한쪽 고정용 Cover 40용 5T 아크릴 양쪽 고정용 Cover

Pannel Clamp Gasket 판넬클램프 가스켓(아크릴 고정용)

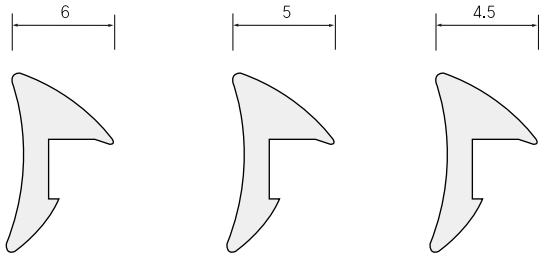

PCG303 (3T 고정용) | PCG304 (4T 고정용) | PCG305 (5T 고정용)

Technical Data

PCG : 303, 304, 305	
재질 (Material)	EVA, PVC
색 (Color)	EVA(투명), PVC(회색)
용도 (Application)	아크릴 고정용

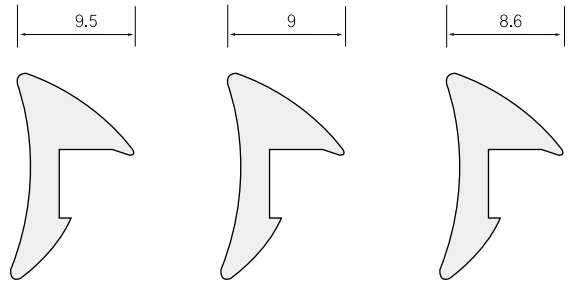

PCG403 (3T 고정용) | PCG404 (4T 고정용) | PCG405 (5T 고정용)

Technical Data

PCG : 403, 404, 405	
재질 (Material)	EVA, PVC
색 (Color)	EVA(투명), PVC(회색)
용도 (Application)	아크릴 고정용

MEMO

Utility

Beam Clamp

Beam Clamp (STEEL–민자) 표면처리 : 3가아연도금

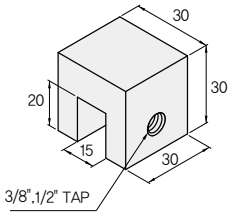

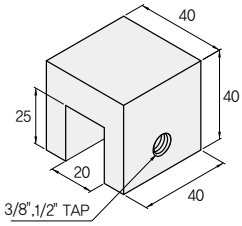

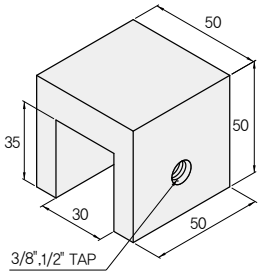

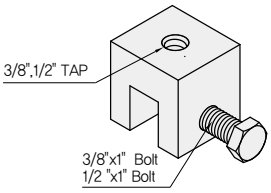

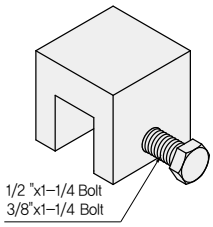

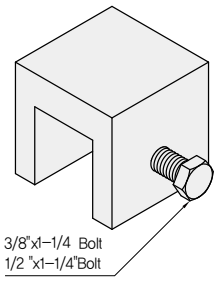

BEAM CLAMP 30용(민자)
재질 : STEEL

BEAM CLAMP 40용(민자)
재질 : STEEL

BEAM CLAMP 50용(민자)
재질 : STEEL

Technical Data

Steel Beam Clamp 30x30(민자) Steel Beam Clamp 40x40(민자) Steel Beam Clamp 50x50(민자)	
재질 (Material)	STEEL
표면처리 (Surface Processing)	3가아연도금(Z)
용도 (Application)	Beam과 Bolt를 고정하기 위한 보조 부품

※TAP의 위치 및 개수는 필요에 따라 주문 제작 가능 / SUS 제품 주문 제작 가능

Beam Clamp

Beam Clamp (AL–민자) 표면처리 : 그린, 실버 아노다이징




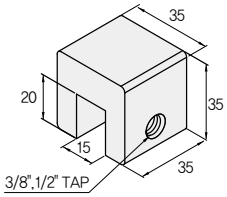

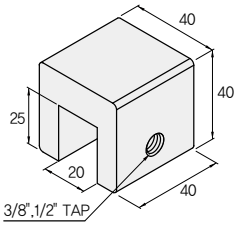

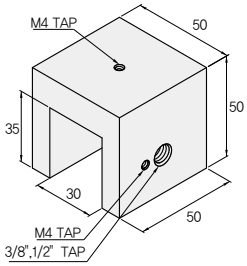

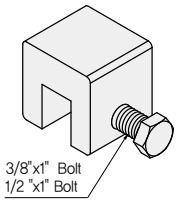

BEAM CLAMP 30용(민자)
재질 : AL

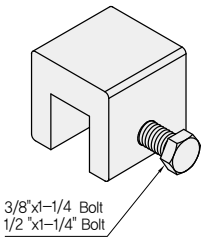

BEAM CLAMP 40용(민자)
재질 : AL

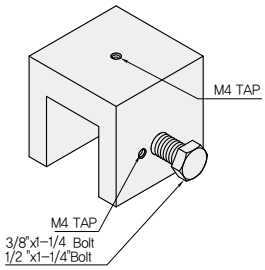

BEAM CLAMP 50용(민자)
재질 : AL

Technical Data

AL Beam Clamp 30x30(민자) AL Beam Clamp 40x40(민자) AL Beam Clamp 50x50(민자)	
재질 (Material)	AL
표면처리 (Surface Processing)	green or silver 아노다이징
용도 (Application)	Beam과 Bolt를 고정하기 위한 보조 부품

※TAP의 위치 및 개수는 필요에 따라 주문 제작 가능

Utility

FLANGE CAP

Flange Cap

SIZE
KF25
KF40
KF50
MF100
MF125
MF160
MF200
MF300

후렌치 캡	
재질 (Material)	LDPE
색 (Color)	반투명
용도 (Application)	진공 후렌치 표면 보호를 위한 캡

MEMO

캐스터 취급설명서

사용자의 안전을 위해 사용전에 본 취급설명서를 잘 읽은신후 바르게 사용하여 주십시오.
기타문의사항이 있을경우 우일산업(주)으로 연락주시면 성의껏 답변해 드리겠습니다.

▪ 제품 정보와 사용규정

캐스터와 바퀴는 일반적으로 교체가 가능한 부품을 말합니다.
장비와 가구, 운반구 또는 기타 여러가지 생산품을 이동이 가능하도록 하기 위하여 부착됩니다. 이러한 생산품은 보통사람이 걷는 속도보다 빨라서는 안되며 또한 그 속도가 계속 지속되지 않은 것이어야 합니다.
캐스터는 아래와 같은 분야에서 사용될 수 있습니다.
가정용품 : 의자, 가구 외
일반용품 : 쇼핑카트, 사무용품 외
건강용품 : 침대, 의료카트 외
산업용품 : 무거운 하중을 운반하는 기구 외

▪ 제품 허용 공차

바퀴직경	회전반경	전체높이	바퀴직경
1인치이상 3인치 미만	±1.5	±1.5	±1.0
3인치이상 6인치 미만	±2.0	±2.0	±1.5
6인치 이상	±3.0	±2.5	±2.0

▪ 캐스터의 정의 및 용어

회전형 캐스터(Swivel Caster)
회전형 캐스터의 구조는 캐스터 중심축에 대하여 바퀴의 설치중심축이 수평 거리로 경사각(off-set)을 형성하기 때문에 캐스터가 회전하게 되어 장비의 이동시에 방향전환을 가능하게 합니다.

고정형 캐스터(Rigid Caster)
고정형 캐스터의 구조는 캐스터 중심축에 대하여 수직으로 바퀴를 설치하고 캐스터의 회전이 불가능한 구조로서 장비 이동시에 일직선 이동을 용이하게 합니다.



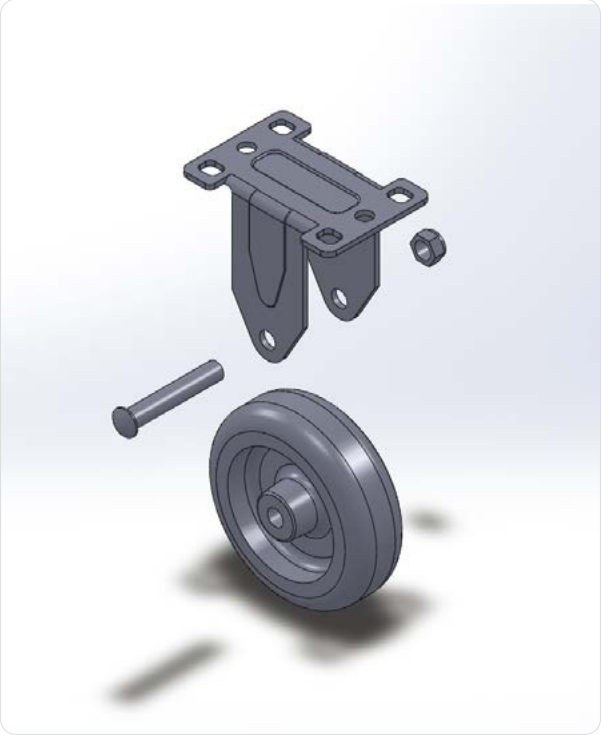

캐스터 취급설명서

부품구성

1 : 스템(Plate...) : 장비에 부착하기 위한 기능
2 : 몸체(Yoke) : 스템과 바퀴를 연결하여 지지하고 회전하는 기능
3 : 바퀴(Wheel) : 장비의 이동을 위한 구름기능
4 : 연결부(Axle & Nut) : 몸체와 바퀴의 고정을 위한 기능

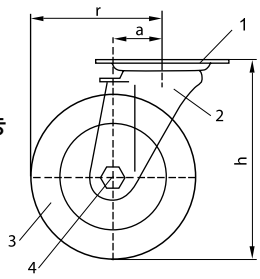

a : 오프셋 (Offset)
h : 캐스터 전체 높이 (Total height)
r : 회전반경 (Swivel radius)

안전 허용 하중

운송용 장비에 부착되는 캐스터를 선택함에 있어 장비의 자체중량과 추가 부하되는 사용하중, 그리고 부착된 캐스터의 수량 등을 고려하여 안전허용하중을 계산하고 또한 캐스터에 악영향을 줄 수 있는 노면상태 등를 고려하여야 합니다.

▷캐스터와 바퀴의 안전허용하중 계산식

S = W + A / n−1
= kgf / Pcs

S : 안전허용하중(Safety Load Capacity, kgf)
W : 운송 장비 중량(Weight of the Transport Equipment, kg)
A : 추가 적재하중(Weight of the Additional Load, kgf)
n : 부착된 캐스터 수량(Number of Casters Attached, Pcs)

사용환경

▷노면환경

- 일반적으로 연질의 노면인 경우에는 경질의 바퀴를, 경질의 바닥인 경우에 연질의 바퀴를 사용하는 것이 좋습니다.
- 그러나 사용장비에 진동과 소음을 줄이고 바닥을 보호하기 위해서 고탄성의 연질바퀴를 사용하는 것이 좋습니다. 단 사용하중이 무겁기 때문에 기동할 때에 저항력이 많이 발생하여 장비를 움직이기가 어렵다면 경질의 바퀴를 사용하여야 합니다.
- 브레이크의 제동력을 유지하기 위해서 노면과 바퀴와의 마찰계수를 비교하여야 합니다. 만약 노면의 마찰계수가 바퀴의 마찰계수보다 작을 경우에는 브레이크를 작동하여도 경사지에서 바퀴가 미끄러지는 현상이 발생합니다.

(바퀴의 마찰계수 비교)
MIR WHEEL > SR , WHEEL > PU, PUB, HPU WHEEL > HR, LDP, HDP, NYL WHEEL

바퀴성능 비교표

품명		재질	내유성	내산성	내알카리성	내오존성	반발탄성
SR Tread		Solid Rubber	C	C	B	C	B
HR Tread		Solid Rubber	C	C	B	C	C
PU, PUB, HPU Tread		PolyUrethane	A	C	A	A	B
MIR Tread	산업용	Thermoplastic	C	C	B	B	B
	병원용	Rubber	C	C	B	B	A
LDP, HDP Wheel		PolyPropylene	B	B	A	B	C
NYL Wheel		Nylon	A	A	A	B	C
STL Wheel (Steel)		GC20	A	A	A	A	C

※ A : 양호, B : 사용가능, C : 사용 불가능

모델명	휠종류	중량(1EA/kg)	소박스(4EA)		대박스(커튼)		
			중량(4EA/kg)	박스규격(mm)	수량(개)	전체중량(kg)	박스규격
WMIS-40F		0.663	2.870	180×130×80	40(4×10BOX)	28.76	420×285×270
WMIS-40S		0.675	2.850			28.56	
WMIS-60F		1.193	5.550	220×160×95	24(4×6BOX)	30.76	500×240×210
WMIS-60S		1.140	4.850			30.40	
WMIS-80F		2.076	8.790	270×195×115	12(4×3BOX)	27.20	620×290×145
WMIS-80S		1.989	8.350			25.76	
WMIS-100F		2.978	12.697	290×215×130			
WMIS-120F		3.853	16.197				
WMIS-150F		6.530	27.455	385×270×155			
WMISR-60F		1.207	5.028	220×160×95	12(4×3BOX)		500×240×210
WMISR-60S		1.151	4.804				
WMISR-80F		2.294	9.418	270×195×115	12(4×3BOX)		620×290×145
WMISR-80S		2.199	9.042				

모델명	휠종류	중량(1EA/kg)	소박스(4EA)		대박스(커튼)		
			중량(4EA/kg)	박스규격(mm)	수량(개)	전체중량(kg)	박스규격
WI-40F		0.390	1.775	180×130×80	64(4×16BOX)	29.25	545×330×245
WI-40S		0.394	1.725			28.45	
WI-60F		0.696	3.045	220×160×95	40(4×10BOX)	31.30	
WI-60S		0.640	2.860			29.45	
WI-80F		1.338	5.825	270×195×115	24(4×6BOX)	35.80	
WI-80S		1.232	5.295			32.62	
WI-100F		1.770	7.865	290×215×130	16(4×4BOX)	32.26	450×325×305
WI-100S		1.588	6.955			28.62	
WI-120F		1.887	8.320			34.08	
WI-120S		1.702	7.425			30.50	
WI-150F		3.315	14.595	385×270×155	8(4×2BOX)	29.99	
WIR-60F		0.770	3.350	220×160×95	40(4×10BOX)	34.35	545×330×245
WIR-60S		0.719	3.146			32.31	
WIR-80F		1.440	6.030	270×195×115	24(4×6BOX)	37.03	
WIR-80S		1.341	5.634			34.66	

모델명	휠종류	중량(1EA/kg)	소박스(4EA)		대박스(커튼)		
			중량(4EA/kg)	박스규격(mm)	수량(개)	전체중량(kg)	박스규격
WIM-600F		0.945	4.215	230×195×110	16(4×4BOX)	17.54	420×310×245
WIM-600S		0.837	3.677			15.39	
WIM-800F		1.155	5.080	230×195×120	16(4×4BOX)	20.99	
WIM-800S		1.037	4.509			18.72	
WIMT-600F		0.920	4.120	230×195×110	16(4×4BOX)	17.16	
WIMT-800F		1.025	4.580			19.01	

모델명	휠종류	중량(1EA/kg)	소박스(4EA)		대박스(커튼)		
			중량(4EA/kg)	박스규격(mm)	수량(개)	전체중량(kg)	박스규격
WLC-200F		0.690	3.065	270×200×90	24(4×6BOX)	19.19	450×325×305
WLC-700F		1.605	6.990	305×290×110	16(4×4BOX)	28.76	
WLC-1000F		1.970	8.470			34.68	
WLCT-1000F		1.182	7.910			32.44	
WIP-200F		0.660	2.885	220×160×90	24(4×6BOX)	18.04	500×240×210
WIP-200S		0.610	2.735			17.08	

모델명	휠종류	중량(1EA/kg)	소박스(4EA)		대박스(커튼)		
			중량(4EA/kg)	박스규격(mm)	수량(개)	전체중량(kg)	박스규격
WCT-400F		0.714	3.330	270×195×110	16(4×4BOX)	14.12	450×325×305
WCT-400S		0.560	2.465			10.66	
WCT-800F		0.991	4.490	290×215×130		18.76	
WCT-800S		0.879	3.795			15.98	

모델명	휠종류	중량(1EA/kg)	소박스(4EA)		대박스(커튼)		
			중량(4EA/kg)	박스규격(mm)	수량(개)	전체중량(kg)	박스규격
WCTM-400FS		0.521	2.556	270×195×110	16(4×4BOX)	11.03	450×325×305
WCTM-400FR		0.381	1.996			8.79	

모델명	휠종류	중량(1EA/kg)	소박스(4EA)		대박스(커튼)		
			중량(4EA/kg)	박스규격(mm)	수량(개)	전체중량(kg)	박스규격
WCPB-500F		0.514	2.321	225×160×100	40(4×10BOX)	24.06	545×330×245
WCPB-1000F		1.110	4.928	260×200×115	24(4×6BOX)	30.42	

모델명	휠종류	중량(1EA/kg)	소박스		대박스(커튼)		
			중량(kg)	박스규격(mm)	수량(개)	전체중량(kg)	박스규격
WIC-1000		0.167	17.225(100EA)	350×270×210			
WXTB-100		2.679	5.595(2EA)	270×200×115			

모델명	휠종류	중량(1EA/kg)	소박스(4EA)		대박스(커튼)		
			중량(4EA/kg)	박스규격(mm)	수량(개)	전체중량(kg)	박스규격
WXT-80SF	MD/UD	2.390/2.535	9.870/10.385	290×210×130	8(4×2BOX)	20.00/20.98	460×310×175
WXT-80RF	MD/UD	1.650/1.777	6.875/7.375			14.22/15.22	
WXT-100SF	MD/UD	2.595/2.715	10.670/11.15	290×210×150		21.58/22.54	460×310×175
WXT-100RF	MD/UD	1.850/1.960	7.580/8.020			15.98/16.86	
모델명	휠종류	중량(1EA/kg)	소박스(4EA)		대박스(커튼)		
			중량(2EA/kg)	박스규격(mm)	수량(개)	전체중량(kg)	박스규격
WXT-125SF	MD/UD	8.665/9.215	17.910/19.035	460×210×170			
WXT-125RF	MD/UD	5.175/5.721	11.055/12.147				
WXT-150SF	MD/UD	9.345/9.840	19.330/20.265	460×210×170			
WXT-150RF	MD/UD	5.810/6.295	12.250/13.220				
WXT-200SF	MD/UD	10.690/11.615	22.160/24.090	520×280×160			
WXT-200RF	MD/UD	7.290/8.260	15.480/17.315				

모델명	휠종류	중량(1EA/kg)	소박스(2EA)		대박스(커튼)		
			중량(2EA/kg)	박스규격(mm)	수량(개)	전체중량(kg)	박스규격
WXT-80SFBK	MD	2.882	6.050	290×210×130			
WXT-100SFBK	MD	3.147	6.570				
WXT-125SFBK	MD	9.635	19.870	460×210×170			
WXT-150SFBK	MD	10.475	21.555				
WXT-200SFBK	MD	11.871	24.551	520×280×160			

모델명	휠종류	중량(1EA/kg)	소박스(4EA)		대박스(커튼)		
			중량(4EA/kg)	박스규격(mm)	수량(개)	전체중량(kg)	박스규격
WXTM-75SF	MD/UD	1.755/1.822	7.770/8.039	255×200×125	12(4×3BOX)	24.01/24.82	620×290×145
WXTM-75RF	MD/UD	1.141/1.208	5.315/5.583			16.65/17.45	
WXTM-100SF	MD/UD	1.965/2.197	8.655/9.584	285×200×150	8(4×2BOX)	17.79/19.65	420×320×170
WXTM-100RF	MD/UD	1.360/1.592	6.236/7.164			12.96/14.81	
WXTM-125SF	MD/UD	2.223/2.659	9.775/11.522	355×200×200		20.37/23.96	490×470×215
WXTM-125RF	MD/UD	1.620/2.056	7.605/9.110			16.13/19.14	
WXTM-150SF	MD/UD	2.562/3.259	11.065/13.922			23.05/28.76	
WXTM-150RF	MD/UD	1.935/2.632	8.626/11.414			18.17/23.75	

모델명	휠종류	중량(1EA/kg)	소박스(2EA)		대박스(커튼)		
			중량(2EA/kg)	박스규격(mm)	수량(개)	전체중량(kg)	박스규격
WHMT-75SF	MD/UD	5.065/5.281	10.395/11.003	290×195×190	4(2×2BOX)	21.92/22.64	420×310×245
WHMT-75RF	MD/UD	3.360/3.462	6.995/7.364			14.96/15.36	
WHMT-100SF	MD/UD	5.630/6.064	11.570/12.562			23.68/25.76	
WHMT-100RF	MD/UD	3.775/4.221	7.820/8.881			16.64/18.40	
WHMT-125SF	MD/UD	5.990/6.983	12.275/14.403			25.72/29.44	
WHMT-125RF	MD/UD	4.284/5.121	8.880/10.683			18.72/22.01	

모델명	휠종류	중량(1EA/kg)	소박스(1EA)		대박스(커튼)		
			중량(1EA/kg)	박스규격(mm)	수량(개)	전체중량(kg)	박스규격
WXTU-200SF	MD	26.268	26.899	325×230×300			
WXTU-200RF	MD	20.233	20.864				
WXTU-250SF	MD	28.483	29.348	355×230×350			
WXTU-250RF	MD	22.758	23.623				
WXTU-300SF	MD	31.810	32.831	410×230×400			
WXTU-300RF	MD	25.750	26.771				

PACKING INFORMATIONS

모델명	중량 (1EA/kg)	소박스(1EA) 수량 (1박스/EA)	소박스(1EA) 박스규격 (mm)	포장중량 (kg)
WIC-1" 흑색,고정	0.030	500	350×305 ×240	15.71
WIC-1" 흑색,고정(백색바디)	0.037	500		19.21
WIC-1" 흑색,회전	0.050	500		25.71
WIC-1" 흑색,우레탄,회전	0.053	500		26.96
WIC-1" 회색,회전	0.052	500		26.46
WIC-1.5" 흑색,고정	0.054	300		16.91
WIC-1.5" 흑색,회전	0.081	300		25.01
WIC-1.5" 흑색,B/K	0.088	250		22.71
WIC-1.5" 흑색,3/8볼트	0.109	250		27.96
WIC-1.5" 흑색,3/8볼트,B/K	0.118	250		30.21
WIC-1.5" 적색,고정	0.053	300		16.61
WIC-1.5" 적색,회전	0.081	300		25.01
WIC-1.5" 적색,B/K	0.086	250		22.21
WIC-1.5" 적색,3/8볼트	0.107	250		27.46
WIC-1.5" 적색,3/8볼트,B/K	0.115	250		29.46
WIC-1.5" 회색,고정	0.051	300		16.01
WIC-1.5" 회색,회전	0.076	300		23.51
WIC-1.5" 회색,B/K	0.084	250		21.71
WIC-1.5" 회색,3/8볼트	0.106	250		27.21
WIC-1.5" 회색,3/8볼트,B/K	0.114	250		29.21
WIC-1.5" 무소음,베어링,고정	0.059	200		12.43
WIC-1.5" 무소음,베어링,회전	0.119	200		24.47
WIC-1.5" 무소음,베어링,3/8볼트	0.112	200		23.19
WIC-2" 흑색,고정	0.114	150		17.81
WIC-2" 흑색,회전	0.182	130		24.37
WIC-2" 흑색,B/K	0.208	100		21.51
WIC-2" 적색,고정	0.113	150		17.66
WIC-2" 적색,회전	0.179	130		23.98
WIC-2" 적색,B/K	0.205	100		21.21
WIC-2M 흑색,회전	0.134	200		27.51
WIC-2M 흑색,B/K	0.162	150		25.01
WIC-2M 흑색,1/2볼트	0.142	200		29.11
WIC-2M 흑색,3/8볼트	0.128	200		26.31
WIC-2M 흑색,1/2볼트,B/K	0.172	150		26.51
WIC-2M 흑색,3/8볼트,B/K	0.156	150		24.11
WIC-2M 적색,회전	0.133	200		27.31
WIC-2M 적색,B/K	0.161	150		24.86
WIC-2M 적색,1/2볼트	0.140	200		28.71
WIC-2M 적색,3/8볼트	0.125	200		25.71
WIC-2M 적색,1/2볼트,B/K	0.171	150		26.36
WIC-2M 적색,3/8볼트,B/K	0.155	150		23.96
WIC-2M 회색,회전	0.132	200		27.11
WIC-2M 회색,B/K	0.162	150		25.01
WIC-2M 회색,1/2볼트	0.139	200		28.51
WIC-2M 회색,3/8볼트	0.122	200		25.11
WIC-2M 회색,1/2볼트,B/K	0.168	150		25.91
WIC-2M 회색,3/8볼트,B/K	0.153	150		23.66
WIC-2M 흑색,베어링,고정	0.091	200		18.83
WIC-2M 흑색,베어링,회전	0.148	200		30.31
WIC-2M 흑색,베어링,B/K	0.174	150		26.76
WIC-2M 흑색,베어링,1/2볼트	0.157	200		32.17

모델명	중량 (1EA/kg)	소박스(1EA) 수량 (1박스/EA)	소박스(1EA) 박스규격 (mm)	포장중량 (kg)
WIC-2M 흑색,베어링,3/8볼트	0.141	200		28.95
WIC-2M 색,베어링,1/2볼트,B/K	0.183	150		28.10
WIC-2M 색,베어링,3/8볼트,B/K	0.167	150		25.74
WIC-2M 회색,베어링,고정	0.087	200		18.11
WIC-2M 회색,베어링,회전	0.144	200		29.59
WIC-2M 회색,베어링,B/K	0.170	150		26.22
WIC-2M 회색,베어링,1/2볼트	0.154	200		31.45
WIC-2M 회색,베어링,3/8볼트	0.138	200		28.23
WIC-2M 색,베어링,1/2볼트,B/K	0.179	150		27.56
WIC-2M 회색,베어링,3/8볼트,B/K	0.163	150		25.20
WIC-2M 무소음,베어링,고정	0.082	150		12.96
WIC-2M 무소음,베어링,회전	0.140	150		21.71
WIC-2M 무소음,베어링,B/K	0.166	150		25.53
WIC-2M 무소음,베어링, 1/2볼트	0.148	150		22.89
WIC-2M 무소음,베어링,3/8볼트	0.133	150		20.58
WIC-2M 무소음,베어링,1/2볼트,B/K	0.174	150		26.84
WIC-2M 무소음,베어링,3/8볼트,B/K	0.159	150		24.57
WIC-2.5" 흑색,고정	0.198	80		16.55
WIC-2.5" 흑색,회전	0.331	70		23.88
WIC-2.5" 흑색,B/K	0.364	60		22.55
WIC-2.5" 흑색,1/2볼트	0.307	80		25.27
WIC-2.5" 흑색,1/2볼트,B/K	0.337	70		24.30
WIC-2.5" 적색,고정	0.193	80		16.15
WIC-2.5" 적색,회전	0.327	70		23.60
WIC-2.5" 적색,B/K	0.361	60		22.37
WIC-2.5" 적색,1/2볼트	0.300	80		24.71
WIC-2.5" 적색,1/2볼트,B/K	0.334	70		24.09
WIC-2.5" 회색,고정	0.185	80		15.51
WIC-2.5" 회색,회전	0.318	70		22.97
WIC-2.5" 회색,B/K	0.351	60		21.77
WIC-2.5" 회색,1/2볼트	0.291	80		23.99
WIC-2.5" 회색,1/2볼트,B/K	0.323	70		23.32
WIC-2.5" 적색,베어링,고정	0.216	80		17.99
WIC-2.5" 적색,베어링,회전	0.353	70		25.39
WIC-2.5" 적색,베어링,B/K	0.387	60		23.90
WIC-2.5" 적색,베어링,1/2볼트	0.321	80		26.35
WIC-2.5" 적색,베어링,1/2볼트,B/K	0.354	70		25.47
WIC-2.5" 무소음,베어링,고정	0.192	80		16.03
WIC-2.5" 무소음,베어링,회전	0.328	70		23.68
WIC-2.5" 무소음,베어링,B/K	0.363	60		22.49
WIC-2.5" 무소음,베어링,1/2볼트	0.296	80		24.41
WIC-2.5" 무소음,베어링,1/2볼트,B/K	0.332	70		23.93

PACKING INFORMATIONS

모 델 명	포장단위(EA)	모 델 명	포장단위(EA)	모 델 명	포장단위(EA)
WL5030S	40	LM5030S	40	MH2040S (MHS겸용)	12
WL5030R	40	LM5030R	40	MH2040R (MHS겸용)	12
WL5030S BK	30	LM5030S BK	40	MH2040S BK (MHS겸용)	12
WL5040S	30	LM5040S	30	MH2050S (MHS겸용)	10
WL5040R	30	LM5040R	30	MH2050R (MHS겸용)	10
WL5040S BK	24	LM5040S BK	24(25)	MH2050S BK (MHS겸용)	10
WL5050S	20	LM5050S	20	MH2060S (MHS겸용)	8
WL5050R	20	LM5050R	20	MH2060R (MHS겸용)	8
WL5050S BK	18	LM5050S BK	18	MH2060S BK (MHS겸용)	8
WL2430S BK	30	LM2430(병원용)	32	MH2080S (MHS겸용)	5
WL2430R	40	LM2440(병원용)	24	MH2080R (MHS겸용)	5
WL2430BT BK	30	LM2450(병원용)	16	MH2080S BK (MHS겸용)	4
WL2440S BK	24	SH8020S	60	MH2081S	5
WL2440R	30	SH8020S (TWIN)	60	MH2081R	5
WL2440BT BK	24	SH8020S B	50	MH2081S BK	4
WL2450S BK	18	SH8030S	30	CF1060S	6
WL2450R	20	SH8040S	20	CF1060R	6
WL2450BT BK	18	MH1030S (MHS겸용)	25	CF1060S BK	5
WL8420S		MH1030R (MHS겸용)	25	CF1080S	4
WL8420S BK		MH1030S BK (MHS겸용)	20	CF1080R	4
WL8425S		MH1040S (MHS겸용)	20	CF1080S BK	3
WL8425S BK		MH1040R (MHS겸용)	20	CF1010S	2
WL8430S		MH1040S BK (MHS겸용)	20	CF1010R	2
WL8430S BK		MH1050S (MHS겸용)	12	CF1010S BK	2
WL8440S		MH1050R (MHS겸용)	12	CF1012S	2
WL8440S BK		MH1050S BK (MHS겸용)	12	CF1012R	2
				CF1012S BK	2

MEMO

MEMO

CASTERS
(WHEEL MASTER&WHEELS)
LEVEL FOOT
ACCESSORIES
(PROFILE)

www.wooilcaster.co.kr

우일산업(주)
WOO-IL INDUSTRY CO.,LTD.

본사 및 공장 : 경기도 안양시 만안구 덕천로72번길 27
2 공 장 : 경기도 화성시 팔탄면 버들로1362번길 53-55
Tel 031. 468. 7312 Fax 031. 468. 7334
E - m a i l : webmaster@wooilcaster.co.kr
Homepage : www.wooilcaster.co.kr